

RACCORDI FILETTATI

NICKEL-PLATED BRASS ADAPTORS

GEWINDEVERSCHRAUBUNGEN


































ACCESSOIRES DE RACCORDEMENT- ADAPTATEURS LAITON

RACORDAJE ROSCADO

ACESSÓRIOS ROSCADOS EM LATÃO NIQUELADO



Serie Adapters

 2000 Pag. 13.6	 2010 Pag. 13.6	 2015 Pag. 13.6	 2020 Pag. 13.7	 2030 Pag. 13.7	 2035 Pag. 13.7	 2040 Pag. 13.8	 2050 Pag. 13.8	 2055 Pag. 13.8
 2060 Pag. 13.9	 2070 Pag. 13.9	 2080 Pag. 13.9	 2090 Pag. 13.10	 2092 Pag. 13.10	 2095 Pag. 13.10	 2096 Pag. 13.11	 2110 Pag. 13.11	 2115 Pag. 13.11
 2116 Pag. 13.12	 3000 Pag. 13.12	 3010 Pag. 13.12	 3015 Pag. 13.13	 3015V Pag. 13.13	 3020 Pag. 13.13	 3021 Pag. 13.14	 3025 Pag. 13.14	 3026 Pag. 13.14
 3030 Pag. 13.15	 3040 Pag. 13.15	 3044 Pag. 13.16	 3045 Pag. 13.16	 3047 Pag. 13.17	 3050 Pag. 13.17	 3055 Pag. 13.17	 3060 Pag. 13.18	 1704 Pag. 13.18
 4000 Pag. 13.18	 4010 Pag. 13.19	 4020 Pag. 13.19	 4030 Pag. 13.19	 4040 Pag. 13.20	 4050 Pag. 13.20	 5000 Pag. 13.20	 5010 Pag. 13.21	 5020 Pag. 13.21
 5050 Pag. 13.21	 6000 Pag. 13.22	 6010 Pag. 13.22	 6020 Pag. 13.22	 6025 Pag. 13.23	 6030 Pag. 13.23	 6040 Pag. 13.23	 6047 Pag. 13.24	 6048 Pag. 13.24
New  6630 Pag. 13.24	 6070 Pag. 13.25	 6080 Pag. 13.25	 6090 Pag. 13.25	 82205 Pag. 13.26	 82241 Pag. 13.26	 82242 Pag. 13.26	 82320 Pag. 13.27	 7000 Pag. 13.32
 7005 Pag. 13.32	 7010 Pag. 13.32	 7020 Pag. 13.33	 7030 Pag. 13.33	 7040 Pag. 13.33	 7050 Pag. 13.34	 7060 Pag. 13.34	 7070 Pag. 13.34	 7080 Pag. 13.35
 AS715 Pag. 13.36	 7105 Pag. 13.36	 7115 Pag. 13.36	 7120 Pag. 13.38	 7130 Pag. 13.38	 7140 Pag. 13.38	 7150 Pag. 13.39		
 Serie Food & Drinks Pag. 13.28			 Serie 1800 Pag. 13.40			 Serie 15000 Pag. 13.47		

Aignep si riserva il diritto di variare modelli e ingombri senza preavviso - Aignep reserves the right to vary models and dimensions without notice - Aignep behält sich das Recht vor, Daten ohne Ankündigung zu ändern
 Aignep se reserva el derecho de modificar modelos y dimensiones sin previo aviso - Aignep se réserve le droit de modifier les données sans préavis - Aignep se reserva o direito de alterar os modelos e dimensões sem prévio aviso

La serie di Aignep, completamente realizzati in ottone nichelato, costituiscono il completamento dell'offerta in termini di adattatori, riduzioni, tappi e componenti per realizzare al meglio le vostre applicazioni e circuiterie. Con prestazioni importanti in termini di pressioni e temperature (+300°C), sono realizzati in una ampia gamma base. Filettature BSPT, BSPP e Metriche.

Completano la gamma un'importante serie di manifold di distribuzione in alluminio e di silenziatori in bronzo sinterizzato e materiali plastici.

Principali vantaggi

- Gamma completa M5 - 1" Filettati e portagomma
- Compatibilità numerosi fluidi industriali
- Robustezza meccanica
- Versione attacchi a baionetta standard
- Silicon Free

Applicazioni

- Aria Compressa
- Automazione Pneumatica
- Circuiti acqua industriale
- Gas inerti, vapore, fluidi
- Vuoto

Nickel-plated brass threaded adaptors is the argest range of Aignep.

Countless configurations in multiple sizes: nipples, reductions, plugs, T, L, hose adaptors.

High performances in pressure and temperatures (+300°C).

Sharp threads BSPT, BSPP & Metric.

Aluminium manifolds and silencers complete the range.

Main advantages

- Complete Range M5 - 1"
- All Fluids compatible
- Mechanical Resistance
- Standard and Bayonet connection
- Silicon Free

Applications

- Compressed Air
- Pneumatic Automation
- Industrial water circuits
- Inert Gases, Fluids, Steam
- Vacuum

Die Messing vernickelten Gewindeadapter von Aignep, komplettieren das umfangreiche Sortiment.

Unzählige Konfigurationen in verschiedenen Größen: Nippel, Reduzierungen, Stopfen, T- und L-Verschraubungen, Schlauchtüllen, etc. Hohe Leistungen im Druck- und Temperaturbereich (+ 300 °C).

Präzise Gewinde: BSPT, BSPP und metrisch. Verteilerblöcke aus Aluminium und Schalldämpfer runden das Angebot ab

Hauptvorteile

- Vollständiges Sortiment M5 - 1"
- Kompatibel mit allen Medien
- Mechanische Festigkeit
- Standard and Bajonett Anschluss
- Silikonfrei

Anwendungen

- Druckluft
- Pneumatische Automation
- Industrielle Wasserkreisläufe
- Inertgase, Flüssigkeiten, Dampf
- Vakuum

Les adaptateurs en laiton nickelé offre un grand choix de configurations possibles. Aignep propose une large gamme de mamelons, réductions, bouchons, T, L, adaptateurs pour tuyaux.

Performances élevées en terme de pression et de température (+ 300 °C).

Filetages BSPT, BSPP et métrique.

Les nourrices de distribution en aluminium et les silencieux complètent la gamme.

Pincipaux avantages

- Gamme complète M5 - 1"
- Tous fluides compatibles
- Résistance mécanique
- Standard et raccords Baïonnettes
- Sans silicone

Applications

- Air comprimé
- Automatisatismes pneumatiques
- Circuits d'eau industrielle
- Gaz neutres, vapeur
- Vide

La serie de accesorios Aignep, completamente realizada en Latón niquelado, completa la oferta en términos de adaptadores, reducciones, tapones, y componentes para realizar de la mejor forma vuestras aplicaciones y circuitos.

Con importantes prestaciones en términos de presión y temperatura (+300°C), son realizados en una amplia gama base. Roscas BSPT, BSPP y Métricas.

Completan la gama una importante serie de regletas de distribución en aluminio y de silenciadores en bronce sinterizado y material plástico.

Principales ventajas

- Gama completa M5-1" – roscados y espiga
- Compatibilidad con numerosos fluidos industriales
- Robustez mecánica
- Versión conexión a bayoneta standard
- Libres de silicona

Aplicaciones

- Aire comprimido
- Automatización neumática
- Circuitos de agua industrial
- Gases inertes, vapor, fluidos
- Vacío

Acessórios roscados em latão niquelado é o maior range de itens da linha da Aignep.

Incontáveis configurações em diversos tamanhos: niples, reduções, plugs, T, L, Espiões para mangueiras.

Itens para alta pressão e alta temperatura (+300°C).

Roscas precisas: BSPT, BSPP & Métrica, manifolds em alumínio e silenciadores completas o range de produtos.

Principais vantagens

- Completo Range de tamanhos : de M5 a 1"
- Compatível com todos os fluidos
- Resistência Mecânica
- Conexões do tipo standard e baioneta
- Livre de Silicone

Aplicações

- Ar Comprimido
- Automação Pneumática
- Circuitos de Água Industrial
- Gases Inertes, Fluidos, Vapor
- Vácuo


RACCORDI FILETTATI

NICKEL-PLATED BRASS ADAPTORS
 GEWINDEVERSCHRAUBUNGEN
 ACCESSOIRES DE RACCORDEMENT- ADAPTATEURS LAITON
 RACORDAJE ROSCADO
 ACESSÓRIOS ROSCADOS EM LATÃO NIQUELADO



CARATTERISTICHE TECNICHE

TECHNICAL CHARACTERISTICS
 TECHNISCHE ANGABEN
 CARACTÉRISTIQUES TECHNIQUES
 CARACTERÍSTICAS TÉCNICAS
 CARACTERÍSTICAS TÉCNICAS



Norma di Riferimento

Reference standard

Entspricht der Norm

Norme de référence

Normativa de referencia

Norma de referència

1907/2006

REACH ✓

2011/65/CE

RoHS ✓

PED
2014/68/UE

SILICON
FREE

Materiali e Componenti

IT

La maggior parte degli articoli di questa serie é composta da un unico particolare in OT UNI EN 12164/5 CW 614/7N e subisce un trattamento galvanico di nichelatura. Articoli prodotti in materiali diversi, verranno specificati all'interno del catalogo.

Component Parts and Materials

GB

The main part of these fittings is made in OT UNI EN 12164/5 CW 614/7N and undergo to a nickel-plating process. Different materials will be specified in the catalogue.

Komponenten und Materialien

DE

Die meisten Artikel in dieser Serie werden aus OT UNI EN 12164/5 CW 614/7N hergestellt und werden einer Nickel Oberflächenbehandlung unterzogen. Wenn Artikel mit anderen Materialien hergestellt sind, so wird das im Katalog direkt beim Produkt angegeben.

Matériaux et Composants

FR

La majeure partie des raccords de ce chapitre est fabriquée en laiton OT UNI EN 12164/5 CW 614/7N et traités par nickelage. Les autres matériaux sont précisés dans le catalogue sous l'article concerné.

Materiales y Componentes

ES

La mayor parte de los artículos de esta serie está compuesta de un solo material latón (OT UNI EN 12164/5 CW 614/7N) sometido a un tratamiento galvanico de niquelatura. Artículos producidos en materiales diversos, vendrán especificados al interior del catálogo.

Materiais e Componentes

PT

A maior parte dos itens desta série é fabricada em OT UNI EN 12164/5 CW 614/7N e passa por um tratamento galvanico de niquelamento. Itens produzidos com materiais diferentes, estarão especificados no catálogo.



Misura Size Grösse Dimensions Medida Tamanho	Pressione consigliata Pressure advised Empfohlener druck Pression conseillée Presión recomendada Pressão aconselhada
1/8	-0.99 bar ~ 150 bar
1/4	-0.99 bar ~ 100 bar
3/8	-0.99 bar ~ 75 bar
1/2	-0.99 bar ~ 50 bar
3/4	-0.99 bar ~ 85 bar
1"	-0.99 bar ~ 80 bar


Temperature massima

Maximum temperature

Maximum temperatur

Température maximale

Temperatura máxima

Temperatura máxima

+ 300 °C

Fluidi compatibili

Acqua / Olio / Aria compressa / Vuoto

Fluidi in genere per l'impiantistica idraulica, oleodinamica, idropneumatica, ecc.

Fluids

Water / Oils / Compressed air / Vacuum

Fluids in general for the hydraulic, pneumatic and oildynamic plants etc.

Geeignete Medien

Wasser / Oel / Druckluft / Vakuum

Medien im Allgemeinen für hydraulische, hydropneumatische- und pneumatische Anlagen, usw.

Fluides compatibles

Eau / Huile / Air comprimé / Vide

Fluides courants utilisés en hydraulique et pneumatique, etc.

Fluidos compatibles

Agua / Aceite / Aire comprimido / Vacío

Fluidos en general para los campos hidráulicos, neumáticos y oleodinámicos, etc.

Fluidos compatíveis

Água / Óleo / Ar comprimido / Vácuo

Fluidos em geral para aplicações hidráulicas, oleodinâmicas, hidropneumáticas, etc.


Tubi di Collegamento

Tubi e raccordi in genere.

IT
Connection Tubes

Tubes and fittings in general.

GB
Geeignete Rohre

Rohre und Verschraubungen im Allgemeinen.

DE
Tubes Conseillés

Raccords et tubes compatibles.

FR
Tubos de Conexión

Tubo y racordaje en general.

ES
Tubos de Conexão

Tubos e conexões em geral.

PT

Filettatura

Gas conica conforme ISO 7.1, BS 21, DIN 2999.

Gas cilindrica conforme ISO 228 Classe A.

Metrica conforme ISO R/262.

NPTF conforme ANSI B1.20.5

IT
Threads

Tapered gas in conformity with ISO 7.1, BS 21, DIN 2999.

Parallel gas in conformity with ISO 228 Class A.

Metric in conformity with ISO R/262.

NPTF in conformity with ANSI B1.20.5

GB
Gewindearten

Konisches Gewinde nach Norm ISO 7.1, BS 21, DIN 2999.

Zylindrisches Gewinde nach Norm ISO 228 Classe A.

Metrisches Gewinde nach Norm ISO R/262.

NPTF nach norm ANSI B1.20.5

DE
Filetages

Filetage conique conforme: ISO 7.1, BS 21, DIN 2999.

Filetage cylindrique conforme: ISO 228 Classe A.

Filetage métrique conforme: ISO R/262.

NPTF conforme: ANSI B1.20.5

FR
Roscas

Gas cónica conforme ISO 7.1, BS 21, DIN 2999.

Gas cilíndrica conforme ISO 228 Classe A.

Métrica conforme ISO R/262.

NPTF conforme ANSI B1.20.5

ES
Roscas

Gas cônica conforme ISO 7.1, BS 21, DIN 2999.

Gas paralela conforme ISO 228 Classe A.

Métrica conforme ISO R/262.

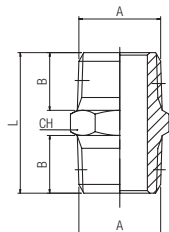
NPTF conforme ANSI B1.20.5

PT

2000

NIPLO CONICO

NIPPLE (TAPER)
 DOPPELNIPPEL KONISCH
 MAMELON DOUBLE CONIQUE
 MACHÓN CÓNICO
 NIPLE COM ROSCA CÔNICA

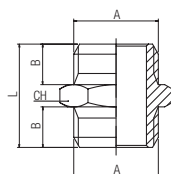


Code	A	B	L	CH	Pack.
02000 00 01 02 NB	1/8	7.5	19.5	12	10
02000 00 01 03 NB	1/4	11	27	14	10
02000 00 01 04 NB	3/8	11.5	28	17	10
02000 00 01 05 NB	1/2	14	33.5	22	10
02000 00 01 07 NB	3/4	16.5	40	27	10
02000 00 01 09 NT	1"	19	46.5	34	10

2010

NIPLO CILINDRICO

NIPPLE (PARALLEL)
 DOPPELNIPPEL ZYLINDRISCH
 MAMELON DOUBLE, CYLINDRIQUE
 MACHÓN CILÍNDRICO
 NIPLE COM ROSCA PARALELA

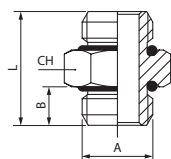


Code	A	B	L	CH	Pack.
02010 00 01 PG NB	M3	2.8	10	5	10
02010 00 01 B5 NB	M5	4	11.5	8	10
02010 00 01 02 NB	1/8	6	16.5	14	10
02010 00 01 03 NB	1/4	8	21	17	10
02010 00 01 04 NB	3/8	9	23	19	10
02010 00 01 05 NB	1/2	10	25.5	24	10
02010 00 01 07 NB	3/4	12	29.5	30	10
02010 00 01 09 NB	1"	12	32	40	10

2015

NIPLO CILINDRICO CON O-RING NBR

NIPPLE (PARALLEL) WITH NBR O-RING
 DOPPELNIPPEL ZYLINDRISCH MIT NBR O-RING
 MAMELON DOUBLE, CYLINDRIQUE AVEC JOINT TORIQUE NBR
 MACHÓN CILÍNDRICO CON TORICA NBR
 NIPLE COM ROSCA PARALELA E O-RING NBR



Code	A	B	L	CH	Pack.
02015 00 001	M5	3.6	11.5	8	10
02015 00 002	1/8	5.4	16.5	14	10
02015 00 003	1/4	7.1	21	17	10
02015 00 004	3/8	8.1	23	20	10
02015 00 005	1/2	9.5	26.5	25	10
02015 00 006	3/4	11	30.5	34	10
02015 00 007	1"	12	32.5	40	10

	min	max
Temperature	- 20 °C	+ 80 °C

2020

NIPLO DI RIDUZIONE CONICO

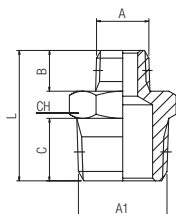
REDUCING NIPPLE (TAPER)

DOPPELNIPPEL REDUZIERT KONISCH

MAMELON DOUBLE INÉGAL, CONIQUE

MACHÓN CÓNICO DE REDUCCIÓN

NIPLE DE REDUÇÃO COM ROSCA CÔNICA



Code	A	A1	B	C	L	CH	Pack.
02020 00 01 AT NB	1/8	1/4	7.5	11	23.5	14	10
02020 00 01 3W NB	1/8	3/8	7.5	11.5	24	17	10
02020 00 01 4W NB	1/8	1/2	7.5	14	27	22	10
02020 00 01 7W NB	1/4	3/8	11	11.5	27.5	17	10
02020 00 01 8W NB	1/4	1/2	11	14	30.5	22	10
02020 00 01 ED NB	1/4	3/4	11	16.5	34.5	27	10
02020 00 01 AC NB	3/8	1/2	11.5	14	31	22	10
02020 00 01 AL NB	3/8	3/4	11.5	16.5	35	27	10
02020 00 01 AH NB	1/2	3/4	14	16.5	37.5	27	10
02020 00 01 AP NT	1/2	1"	14	19	41.5	34	10
02020 00 01 AS NT	3/4	1"	16.5	19	44	34	10

2030

NIPLO DI RIDUZIONE CILINDRICO

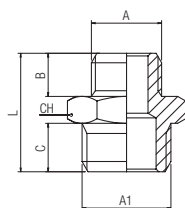
REDUCING NIPPLE (PARALLEL)

DOPPELNIPPEL REDUZIERT ZYLINDRISCH

MAMELON DOUBLE INÉGAL, CYLINDRIQUE

MACHÓN CILÍNDRICO DE REDUCCIÓN

NIPLE DE REDUÇÃO COM ROSCA PARALELA



Code	A	A1	B	C	L	CH	Pack.
02030 00 01 0W NB	M5	1/8	4	6	14.5	14	10
02030 00 01 AT NB	1/8	1/4	6	8	19	17	10
02030 00 01 3W NB	1/8	3/8	6	9	20	19	10
02030 00 01 7W NB	1/4	3/8	8	9	22	19	10
02030 00 01 8W NB	1/4	1/2	8	10	23.5	24	10
02030 00 01 AC NB	3/8	1/2	9	10	24.5	24	10
02030 00 01 AH NT	1/2	3/4	10	12	27.5	30	10

2035

NIPLO DI RIDUZIONE CILINDRICO CON O-RING NBR

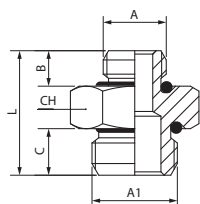
REDUCING NIPPLE (PARALLEL) WITH NBR O-RING

DOPPELNIPPEL REDUZIERT ZYLINDRISCH MIT NBR O-RING

MAMELON DOUBLE INÉGAL, CYLINDRIQUE AVEC JOINT TORIQUE NBR

MACHÓN CILÍNDRICO DE REDUCCIÓN CON TORICA NBR

NIPLE DE REDUÇÃO COM ROSCA PARALELA E O-RING NBR



Code	A	A1	B	C	L	CH	Pack.
02035 00 001	M5	1/8	3.6	5.5	14.5	14	10
02035 00 002	1/8	1/4	5.4	7	19	17	10
02035 00 003	1/8	3/8	5.4	8	20	20	10
02035 00 004	1/4	3/8	7.1	8	22	20	10
02035 00 005	1/4	1/2	7.1	9.5	23.5	25	10
02035 00 006	3/8	1/2	8.1	9.5	24.5	25	10
02035 00 007	1/2	3/4	9.6	11	28	34	10



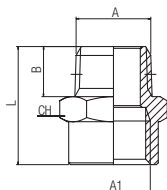
Temperature

min -20 °C max +80 °C

2040

RIDUZIONE CONICA

REDUCER (TAPER)
 VERGRÖßERUNG KONISCH
 GROSSISSEUR, CONIQUE
 UNIÓN CÓNICA MACHO - HEMBRA
 REDUÇÃO COM ROSCA CÔNICA

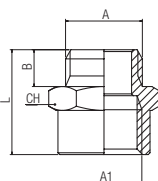


Code	A	A1	B	L	CH	Pack.
02040 00 01 2W NB	1/8	1/8	7.5	20	14	10
02040 00 01 AT NB	1/8	1/4	7.5	22	17	10
02040 00 01 3W NB	1/8	3/8	7.5	23	22	10
02040 00 01 6W NB	1/4	1/4	11	26	17	10
02040 00 01 7W NB	1/4	3/8	11	27	22	10
02040 00 01 8W NB	1/4	1/2	11	30	26	10
02040 00 01 AB NB	3/8	3/8	11.5	27.5	22	10
02040 00 01 AC NB	3/8	1/2	11.5	30.5	26	10
02040 00 01 AL NB	3/8	3/4	11.5	32.5	32	10
02040 00 01 AG NB	1/2	1/2	14	33	26	10
02040 00 01 AH NB	1/2	3/4	14	35	32	10
02040 00 01 AS NB	3/4	1"	16.5	41	41	10

2050

RIDUZIONE CILINDRICA

REDUCER (PARALLEL)
 VERGRÖßERUNG ZYLINDRISCH
 GROSSISSEUR, CYLINDRIQUE
 UNIÓN CILÍNDRICA MACHO - HEMBRA
 REDUÇÃO COM ROSCA PARALELA

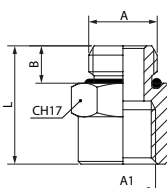


Code	A	A1	B	L	CH	Pack.
02050 00 01 0W NB	M5	1/8	4	14.5	14	10
02050 00 01 2W NB	1/8	1/8	6	17	14	10
02050 00 01 AT NB	1/8	1/4	6	20.5	17	10
02050 00 01 3W NB	1/8	3/8	6	21.5	22	10
02050 00 01 6W NB	1/4	1/4	8	22.5	17	10
02050 00 01 7W NB	1/4	3/8	8	23.5	22	10
02050 00 01 8W NB	1/4	1/2	8	26.5	26	10
02050 00 01 AB NB	3/8	3/8	9	24.5	22	10
02050 00 01 AC NB	3/8	1/2	9	27.5	26	10
02050 00 01 AL NB	3/8	3/4	9	30	32	10
02050 00 01 AG NB	1/2	1/2	10	28.5	26	10
02050 00 01 AH NB	1/2	3/4	10	31	32	10

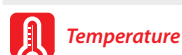
2055

RIDUZIONE CILINDRICA CON O-RING NBR

REDUCER (PARALLEL) WITH NBR O-RING
 VERGRÖßERUNG ZYLINDRISCH MIT NBR O-RING
 GROSSISSEUR, CYLINDRIQUE AVEC JOINT TORIQUE NBR
 UNIÓN CILÍNDRICA MACHO - HEMBRA CON TORICA NBR
 REDUÇÃO COM ROSCA PARALELA E O-RING NBR



Code	A	A1	B	L	CH	Pack.
02055 00 001	M5	1/8	3.6	14.5	14	10
02055 00 002	1/8	1/8	5.4	17	14	10
02055 00 003	1/8	1/4	5.4	20.5	17	10
02055 00 004	1/8	3/8	5.4	21.5	22	10
02055 00 005	1/4	1/4	7.1	22.5	17	10
02055 00 006	1/4	3/8	7.1	23.5	22	10
02055 00 007	1/4	1/2	7.1	26.5	26	10
02055 00 008	3/8	3/8	8.1	24.5	22	10
02055 00 009	3/8	1/2	8.1	27.5	26	10
02055 00 010	3/8	3/4	8.1	30	32	10
02055 00 011	1/2	1/2	9.6	29.5	26	10
02055 00 012	1/2	3/4	9.6	31	32	10



min - 20 °C
 max + 80 °C

2060

NIPLO CONICO ORIENTABILE (3 PEZZI)

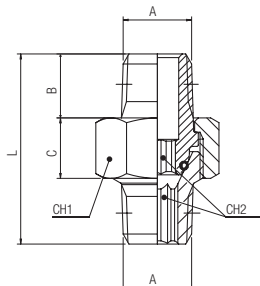
TAPER NIPPLE (3 PIECES)

DOPPELNIPPEL KONISCH EINSTELLBAR (3 STÜCK)

MAMELON DOUBLE 3 PIÈCES

MACHÓN CÓNICO ORIENTABLE (3 PIEZAS)

NIPLE ORIENTÁVEL COM ROSCA CÔNICA (3 PARTES)



Code	A	B	C	D	L	CH1	CH2	*	Pack.
02060 00 001	1/8	9	8.5	7.5	27	15	5	15	10
02060 00 002	1/4	11.5	9.5	11	33.5	19	6	15	10
02060 00 003	3/8	13	10	11.5	36.5	22	8	20	10
02060 00 004	1/2	16	12	14	45	27	12	20	10
02060 00 005	3/4	18	17	16.5	54	36	14	40	5
02060 00 006	1"	21.5	20	19	65	46	19	40	1

Articolo non nichelato.

Article not nichel-plated.

Artikel nicht vernickelt.

Article non nickelé.

Artículo no níquelado.

Item não níquelado.

* Coppia di serraggio (Nm).

Torque specifications (Nm).

Angaben Drehmoment (Nm).

Couple de serrage (Nm).

Par de apriete (Nm).

Torque de aperto (Nm).

	min	max
Temperature	- 20 °C	+ 80 °C
Pressure	- 0.99 bar (-0.099 MPa)	+ 50 bar (5 MPa)

2070

PROLUNGA CILINDRICA

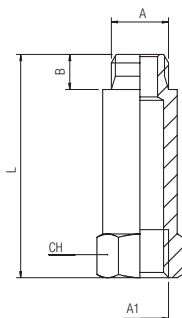
EXTENSION (PARALLEL)

VERLÄNGERUNG ZYLINDRISCH

RALLONGE ÉGALE, CYLINDRIQUE

PROLONGACIÓN CILÍNDRICA

PROLONGAMENTO COM ROSCA PARALELA



Code	A	A1	L	B	CH	Pack.
02070 00 01 YN NB	M5	M5	18.5	4	7	10
02070 00 01 BH NB	1/8	1/8	22	6	14	10
02070 00 01 UP NB	1/8	1/8	32	6	14	10
02070 00 01 BI NB	1/8	1/8	42	6	14	10
02070 00 01 UQ NB	1/8	1/8	51	6	14	10
02070 00 01 UR NB	1/4	1/4	28	8	17	10
02070 00 01 BL NB	1/4	1/4	35	8	17	10
02070 00 01 BM NB	1/4	1/4	51	8	17	10
02070 00 01 UT NB	3/8	3/8	32	9	22	10
02070 00 01 US NB	1/2	1/2	35	10	26	10

2080

RIDUZIONE CONICA

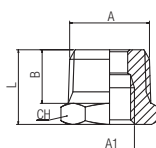
REDUCER (TAPER)

REDUZIERUNG KONISCH

RÉDUCTION, CONIQUE

REDUCCIÓN CÓNICA

REDUÇÃO COM ROSCA CÔNICA

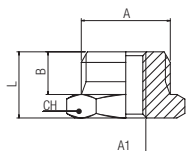


Code	A	A1	B	L	CH	Pack.
02080 00 01 5W NB	1/4	1/8	11	16	14	10
02080 00 01 9W NB	3/8	1/8	11.5	16.5	17	10
02080 00 01 AD NB	1/2	1/8	14	19.5	22	10
02080 00 01 AA NB	3/8	1/4	11.5	16.5	17	10
02080 00 01 AE NB	1/2	1/4	14	19.5	22	10
02080 00 01 AF NB	1/2	3/8	14	19.5	22	10
02080 00 01 AL NB	3/4	3/8	16.5	23.5	27	10
02080 00 01 AM NB	3/4	1/2	16.5	23.5	27	10
02080 00 01 AP NT	1"	1/2	19	27.5	34	10
02080 00 01 AQ NT	1"	3/4	19	27.5	34	10
02080 00 01 AR NT	1"1/4	1/2	22	31	45	10
02080 00 01 AU NT	1"1/4	3/4	22	31	45	10
02080 00 01 AV NT	1"1/4	1"	22	31	45	10
02080 00 01 82 NT	1"1/2	1"	22	32	50	5
02080 00 01 83 NT	2"	1"	24	36	60	5

2090

RIDUZIONE CILINDRICA

REDUCER (PARALLEL)
 REDUZIERUNG ZYLINDRISCH
 RÉDUCTION, CYLINDRIQUE
 REDUCCIÓN CILÍNDRICA
 REDUÇÃO COM ROSCA PARALELA

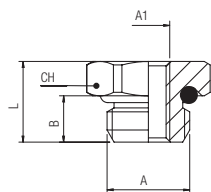


Code	A	A1	B	L	CH	Pack.
02090 00 01 YP NB	M5	M3	4	6.5	7	10
02090 00 01 OW NT	1/8	M5	6	10.5	14	10
02090 00 01 4W NB	1/4	M5	8	13	17	10
02090 00 01 5W NT	1/4	1/8	8	13	17	10
02090 00 01 9W NT	3/8	1/8	9	14	19	10
02090 00 01 AD NT	1/2	1/8	10	15.5	24	10
02090 00 01 AA NT	3/8	1/4	9	14	19	10
02090 00 01 AE NT	1/2	1/4	10	15.5	24	10
02090 00 01 AF NT	1/2	3/8	10	15.5	24	10
02090 00 01 ED NB	3/4	1/4	12	17.5	30	10
02090 00 01 AL NT	3/4	3/8	12	17.5	30	10
02090 00 01 AM NT	3/4	1/2	12	17.5	30	10
02090 00 01 AP NB	1"	1/2	12	20	40	10
02090 00 01 AQ NB	1"	3/4	12	20	40	10

2092

RIDUZIONE CILINDRICA CON O-RING NBR

REDUCER (PARALLEL) WITH NBR O-RING
 REDUZIERUNG ZYLINDRISCH MIT NBR O-RING
 RÉDUCTION CYLINDRIQUE AVEC JOINT TORIQUE NBR
 REDUCCIÓN CILÍNDRICA CON TORICA NBR
 REDUÇÃO COM ROSCA PARALELA COM ROSCA PARALELA E O-RING NBR



Code	A	A1	B	L	CH	R	C	Pack.
02092 00 012	M7	M5	4.8	12	10	4	0.8	10
02092 00 001	1/8	M5	5.4	9.4	13	8	3	10
02092 00 008	1/4	M5	7.1	11.1	16	20	6	10
02092 00 002	1/4	1/8	7.1	11.1	16	20	6	10
02092 00 003	3/8	1/8	8.1	12.6	20	70	10	10
02092 00 004	3/8	1/4	8.1	12.6	20	40	9	10
02092 00 009	1/2	1/8	9.6	14.5	25	130	12	10
02092 00 005	1/2	1/4	9.6	14.6	25	130	12	10
02092 00 006	1/2	3/8	9.6	14.6	25	110	12	10
02092 00 010	3/4	1/4	11.1	16	34	130	12	10
02092 00 011	3/4	3/8	11.1	16	34	130	12	10
02092 00 007	3/4	1/2	11.1	16	34	110	12	10

R = Coppia di rottura (Nm)
 Breaking Torque (Nm)
 Abscherdrehmoment (Nm)
 Couple de Rupture (Nm)
 Par de Ruptura (Nm)
 Torque de Ruptura (Nm)

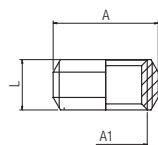
C = Coppia consigliata (Nm)
 Recommended Torque (Nm)
 Empfohlenes Drehmoment (Nm)
 Couple de Serrage (Nm)
 Par Aconsejado (Nm)
 Torque Recomendado (Nm)

	min	max
Temperature	- 20 °C	+ 80 °C

2095

RIDUZIONE CILINDRICA

REDUCER (PARALLEL)
 REDUZIERUNG ZYLINDRISCH
 RÉDUCTION, CYLINDRIQUE
 REDUCCIÓN CILÍNDRICA
 REDUÇÃO COM ROSCA PARALELA

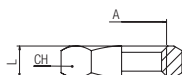


Code	A	A1	L	Pack.
02095 00 01 5W 00	1/4	1/8	8	10
02095 00 01 AA 00	3/8	1/4	9	10
02095 00 01 AF 00	1/2	3/8	10	10
02095 00 01 AM 00	3/4	1/2	14	10
02095 00 01 AQ 00	1"	3/4	20	10

Articolo non nichelato.
 Article not nichel-plated.
 Artikel nicht vernickelt.
 Article non nickelé.
 Artículo no niquelado.
 Item não niquelado.

2096

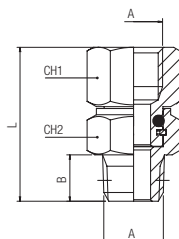
GHIERA
 NUT
 MUTTER
 ÉCROU
 TUERCA
 PORCA



Code	A	L	CH	Pack.
02096 00 01 02 NB	1/8	4.5	14	50
02096 00 01 03 NB	1/4	5	17	50
02096 00 01 04 NB	3/8	6	20	50
02096 00 01 05 NB	1/2	6	24	50

2110

NIPPLO CONICO ORIENTABILE
 ORIENTING NIPPLE (TAPER)
 SCHWENKNIPPEL KONISCH
 MAMELON ORIENTABLE, CONIQUE
 UNIÓN CÓNICA ORIENTABLE
 NIPLE ORIENTÁVEL COM ROSCA CÔNICA

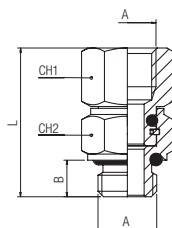


Code	A	B	CH1	CH2	L	Pack.
02110 00 001	1/8	7.5	13	13	25	10
02110 00 002	1/4	11	16	15	33	10
02110 00 003	3/8	11.5	20	17	35.5	10

	min	max
Temperature	- 20 °C	+ 80 °C
Pressure	- 0.99 bar (-0.099 MPa)	+ 15 bar (1.5 MPa)

2115

NIPPLO CILINDRICO ORIENTABILE
 ORIENTING NIPPLE (PARALLEL)
 SCHWENKNIPPEL ZYLINDRISCH
 MAMELON ORIENTABLE, CYLINDRIQUE
 UNIÓN CILÍNDRICA ORIENTABLE CON TÓRICA
 NIPLE ORIENTÁVEL COM ROSCA PARALELA



Code	A	B	CH1	CH2	L	Pack.
02115 00 001	1/8	5.4	13	13	24.5	10
02115 00 002	1/4	7.1	16	16	31	10
02115 00 003	3/8	8.1	20	18	34.5	10

	min	max
Temperature	- 20 °C	+ 80 °C
Pressure	- 0.99 bar (-0.099 MPa)	+ 15 bar (1.5 MPa)

2116

NIPPO MASCHIO CILINDRICO ORIENTABILE CON OR

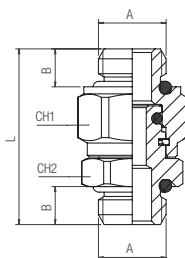
MALE ORIENTING NIPPLE WITH OR (PARALLEL)

DOPPELNIPPEL ZYLINDRISCH EINSTELLBAR

MAMELON DOUBLE ORIENTABLE BSPP AVEC JOINT TORIQUE

UNIÓN MACHO CILÍNDRICO ORIENTABLE CON OR

NIPLE MACHO ROSCA PARALELA ORIENTÁVEL COM O-RING



Code	A	B	L	CH1	CH2	Pack.
02116 GI 001	1/8	5.5	25	14	13	10
02116 GI 002	1/4	7	29	17	16	10
02116 GI 003	3/8	8	33	20	20	10
02116 GI 004	1/2	9.5	37	25	25	10
02116 GI 005	3/4	11	48.5	34	34	10
02116 GI 006	1"	12	52	40	40	10

Articolo non nichelato.

Article not nichel-plated.

Artikel nicht vernickelt.

Article non nickelé.

Artículo no niquelado.

Item não niquelado.

	min	max
Temperature	- 20 °C	+ 80 °C
Pressure	- 0.99 bar (-0.099 MPa)	+ 15 bar (1.5 MPa)

3000

MANICOTTO

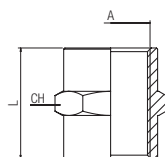
SLEEVE

MUFFE

MANCHON

MANGUITO

LUVA



Code	A	L	CH	Pack.
03000 00 01 B5 NB M5	M5	11	8	10
03000 00 01 02 NB 1/8	1/8	15	14	10
03000 00 01 03 NB 1/4	1/4	22	17	10
03000 00 01 04 NB 3/8	3/8	24	22	10
03000 00 01 05 NB 1/2	1/2	30	26	10
03000 00 01 07 NB 3/4	3/4	32	32	10
03000 00 01 09 NB 1"	1"	46	40	10

3010

MANICOTTO DI RIDUZIONE

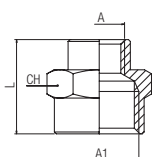
REDUCING SLEEVE

MUFFE REDUZIERT

MANCHON INÉGAL

MANGUITO DE REDUÇÃO

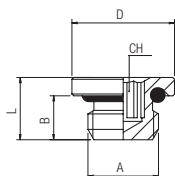
LUVA DE REDUÇÃO



Code	A	A1	L	CH	Pack.
03010 00 01 0W NB M5 1/8	M5	1/8	13	14	10
03010 00 01 AT NB 1/8 1/4	1/8	1/4	19	17	10
03010 00 01 3W NB 1/8 3/8	1/8	3/8	20	22	10
03010 00 01 4W NB 1/8 1/2	1/8	1/2	24	24	10
03010 00 01 7W NB 1/4 3/8	1/4	3/8	23	22	10
03010 00 01 8W NB 1/4 1/2	1/4	1/2	25	24	10
03010 00 01 AC NB 3/8 1/2	3/8	1/2	27.5	24	10
03010 00 01 AH NB 1/2 3/4	1/2	3/4	30	30	10
03010 00 01 AI NB 1/2 1"	1/2	1"	39	40	10
03010 00 01 AS NB 3/4 1"	3/4	1"	41	40	10

3015

TAPPO MASCHIO CILINDRICO ESAGONO INCASSATO CON O-RING NBR
 MALE PLUG (PARALLEL) WITH HEXAGON EMBEDDED AND NBR O-RING
 GEWINDESTOPFEN ZYLINDRISCH INNENSECHSKANT MIT O-RING NBR
 BOUCHON À 6 PANS CREUX MÂLE, CYLINDRIQUE AVEC JOINT NBR
 TAPÓN MACHO CILÍNDRICO HEXÁGONO INTERIOR CON TÓRICA NBR
 TAMPÃO MACHO COM ROSCA PARALELA E SEXTAVADO INTERNO (O-RING EM NBR)

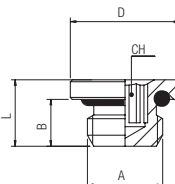


Code	A	B	L	D	CH	Pack.
03015 00 005	M5	4	6	8	2	10
03015 00 011	M7x1	4.8	7.5	9.5	3	10
03015 00 006	M8x1	5.4	8	12	4	10
03015 00 007	M10x1	5.4	8.5	14	5	10
03015 00 001	1/8	5.4	8.5	14	5	10
03015 00 002	1/4	7.1	11	17	6	10
03015 00 008	M12x1.25	8	11	15	6	10
03015 00 003	3/8	8.1	12.5	20	8	10
03015 00 004	1/2	9.6	13.5	25	10	10
03015 00 009	3/4	11.1	15.5	34	17	10
03015 00 010	1"	11.8	16	38	19	10

	min	max
Temperature	- 20 °C	+ 80 °C

3015V

TAPPO MASCHIO CILINDRICO ESAGONO INCASSATO CON O-RING FKM
 MALE PLUG (PARALLEL) WITH HEXAGON EMBEDDED AND FKM O-RING
 GEWINDESTOPFEN ZYLINDRISCH INNENSECHSKANT MIT O-RING FKM
 BOUCHON À 6 PANS CREUX MÂLE, CYLINDRIQUE AVEC JOINT FKM
 TAPÓN MACHO CILÍNDRICO HEXÁGONO INTERIOR CON TÓRICA FKM
 TAMPÃO MACHO COM ROSCA PARALELA E SEXTAVADO INTERNO (O-RING EM FKM)



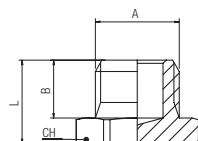
Code	A	B	L	D	CH	Pack.
03015 V0 005	M5	4	6	8	2	10
03015 V0 001	1/8	5.4	8.5	14	5	10
03015 V0 002	1/4	7.1	11	17	6	10
03015 V0 003	3/8	8.1	12.5	20	8	10
03015 V0 004	1/2	9.6	13.5	25	10	10

	min	max
Temperature	- 15 °C	+ 200 °C

EPDM Guarnizioni EPDM a richiesta - EPDM Seals are available upon request - Auf Anfrage EPDM O-Ring Dichtung - Joint EPDM en sur demande - Bajo EPDM demanda Junta - Vedação EPDM de sob encomenda

3020

TAPPO MASCHIO CILINDRICO
 MALE PLUG (PARALLEL)
 GEWINDESTOPFEN ZYLINDRISCH
 BOUCHON À 6 PANS MÂLE, CYLINDRIQUE
 TAPÓN MACHO CILÍNDRICO
 TAMPÃO MACHO COM ROSCA PARALELA



Code	A	B	L	CH	Pack.
03020 00 01 B5 NB	*M5	4.5	8	8	10
03020 00 01 B8 NB	M6x1	4.5	8	10	10
03020 00 01 NQ NB	M8x1.25	5.4	9.4	12	10
03020 00 01 JG NB	M10x1	5.4	9.4	14	10
03020 00 01 02 NB	1/8	6.5	10	14	10
03020 00 01 03 NB	1/4	9	13	17	10
03020 00 01 RL NB	M12x1	8	12	16	10
03020 00 01 D5 NB	M12x1.25	9	13	16	10
03020 00 01 04 NB	3/8	9.5	13.5	19	10
03020 00 01 05 NB	1/2	10	14.5	24	10
03020 00 01 07 NB	3/4	11	16	30	10
03020 00 01 09 NB	1"	12	17	40	10

* Installabile anche con cacciavite
 Can be also installed with a screwdriver
 Kann auch mit einem Schraubendreher angebracht werden
 Peut être installé avec un tournevis
 Se puede instalar con destornillador
 Pode ser instalado com chave de fenda

3021

TAPPO MASCHIO CONICO

MALE PLUG (TAPER)

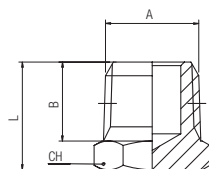
GEWINDESTOPFEN KONISCH

BOUCHON À 6 PANS MÂLE, CÔNIQUE

TAPÓN MACHO CÓNICO

TAMPÃO MACHO CÔNICA

Code	A	B	L	CH	Pack.
03021 00 01 02 NB 1/8	7.5	11	10	10	10
03021 00 01 03 NB 1/4	11	15	14	10	10
03021 00 01 04 NB 3/8	11.5	15.5	17	10	10
03021 00 01 05 NB 1/2	14	18.5	22	10	10
03021 00 01 07 NB 3/4	16.5	21.5	27	10	10
03021 00 01 09 NB 1"	19	25	34	10	10



3025

TAPPO MASCHIO CONICO

MALE PLUG (TAPER)

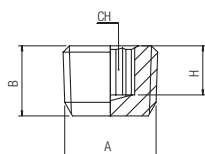
GEWINDESTOPFEN KONISCH

BOUCHON À 6 PANS CREUX, CONIQUE

TAPÓN MACHO CÓNICO HEXÁGONO INTERIOR

TAMPÃO MACHO COM ROSCA CÔNICA

Code	A	B	H	CH	Pack.
03025 00 01 02 NB 1/8	7.5	5	5	10	10
03025 00 01 03 NB 1/4	10	7	6	10	10
03025 00 01 04 NB 3/8	11	7	8	10	10
03025 00 01 05 NB 1/2	13	8	10	10	10



3026

TAPPO MASCHIO CILINDRICO

MALE PLUG (PARALLEL)

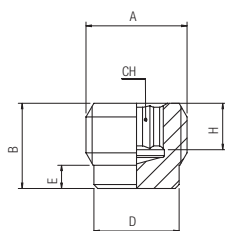
GEWINDESTOPFEN ZYLINDRISCH

BOUCHON À 6 PANS CREUX, CYLINDRIQUE

TAPÓN MACHO CILÍNDRICO HEXÁGONO INTERIOR

TAMPÃO MACHO COM ROSCA PARALELA

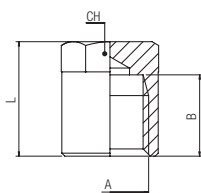
Code	A	B	D	E	H	CH	Pack.
03026 00 01 02 NB 1/8	8	8	2	5	5	10	10
03026 00 01 03 NB 1/4	11	11	3	7	6	10	10
03026 00 01 04 NB 3/8	12.5	14.5	3.5	8.5	8	10	10
03026 00 01 05 NB 1/2	14	18	4	10	10	10	10
03026 00 01 07 NB 3/4	14	21.5	3	10	12	10	10



3030

TAPPO FEMMINA

FEMALE PLUG
STOPFEN INNENGEW.
BOUCHON FEMELLE
TAPÓN HEMBRA
TAMPÃO COM ROSCA FÊMEA

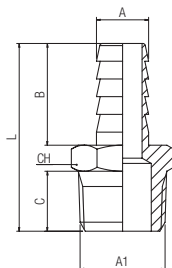


Code	A	B	L	CH	Pack.
03030 00 01 02 NB	1/8	7.5	11	12	10
03030 00 01 03 NB	1/4	11	19	14	10
03030 00 01 04 NB	3/8	11.5	20	17	10
03030 00 01 05 NB	1/2	14	22	19	10

3040

PORTAGOMMA MASCHIO CONICO

MALE HOSE ADAPTER (TAPER)
SCHLAUCHTÜLLE AUSSENGEW. KONISCH
DOUILLE ANNELÉE, CONIQUE
ESPIGA MACHO CÔNICA
ESPIGÃO COM ROSCA MACHO CÔNICA



Code	A	A1	B	C	L	CH	Pack.
03040 00 01 BQ NB	4	1/8	19.5	7.5	32	12	10
03040 00 01 BS NB	6	1/8	19.5	7.5	32	12	10
03040 00 01 BT NB	6	1/4	19.5	11	35.5	14	10
03040 00 01 BZ NB	7	1/8	19.5	7.5	32	12	10
03040 00 01 BX NB	7	1/4	19.5	11	35.5	14	10
03040 00 01 BY NB	8	1/8	19.5	7.5	32	12	10
03040 00 01 BJ NB	8	1/4	19.5	11	35.5	14	10
03040 00 01 BK NB	8	3/8	19.5	11.5	36	17	10
03040 00 01 CA NB	9	1/8	19.5	7.5	32	12	10
03040 00 01 CB NB	9	1/4	19.5	11	35.5	14	10
03040 00 01 CC NB	9	3/8	19.5	11.5	36	17	10
03040 00 01 CD NB	9	1/2	19.5	14	39	22	10
03040 00 01 CE NB	10	1/8	19.5	7.5	32	12	10
03040 00 01 CF NB	10	1/4	19.5	11	35.5	14	10
03040 00 01 CG NB	10	3/8	19.5	11.5	36	17	10
03040 00 01 CH NB	10	1/2	19.5	14	39	22	10
03040 00 01 VB NB	11	1/8	19.5	7.5	32	12	10
03040 00 01 RP NB	11	1/4	19.5	11	35.5	14	10
03040 00 01 QR NB	11	3/8	19.5	11.5	36	17	10
03040 00 01 VF NB	11	1/2	19.5	14	39	17	10
03040 00 01 CI NB	12	1/4	19.5	11	35.5	14	10
03040 00 01 CL NB	12	3/8	19.5	11.5	36	17	10
03040 00 01 CM NB	12	1/2	19.5	14	39	22	10
03040 00 01 CN NB	14	3/8	19.5	11.5	36	17	10
03040 00 01 DB NB	14	1/2	19.5	14	39	22	10
03040 00 01 5P NB	15	1/4	19.5	11	35.5	22	10
03040 00 01 1G NB	15	3/8	19.5	11.5	36	17	10
03040 00 01 CP NB	15	1/2	19.5	14	39	22	10
03040 00 01 VG NB	15	3/4	19.5	14.5	43.5	27	10
03040 00 01 CQ NB	16	3/8	19.5	11.5	36	17	10
03040 00 01 CR NB	16	1/2	19.5	14	39	22	10
03040 00 01 CS NB	16	3/4	19.5	16.5	43.5	27	10
03040 00 01 CT NB	17	3/8	19.5	11.5	36	18	10
03040 00 01 CU NB	17	1/2	19.5	14	39	22	10
03040 00 01 CV NB	18	3/8	19.5	11.5	36	19	10
03040 00 01 CZ NB	18	1/2	19.5	14	39	22	10
03040 00 01 CX NB	18	3/4	19.5	16.5	43.5	27	10
03040 00 01 R7 NB	20	3/8	19.5	11.5	36	21	10
03040 00 01 C1 NB	20	1/2	30	14	49.5	22	10
03040 00 01 R8 NB	20	3/4	30	13.5	50.5	27	10
03040 00 01 VC NB	21	3/8	30	11.5	47.5	22	10
03040 00 01 VH NB	21	1/2	30	14	49.5	22	10
03040 00 01 VI NB	21	3/4	30	14.5	54	27	10
03040 00 01 C4 NB	25	3/4	30	14.5	51.5	27	10
03040 00 01 DL NB	25	1"	30	16	53.5	34	10
03040 00 01 VD NB	27	3/4	30	14.5	52.5	28	10
03040 00 01 UL NB	27	1"	30	16	53.5	34	10
03040 00 01 VE NB	34	1"	30	16	55	36	10

3044

PORTAGOMMA MASCHIO CILINDRICO CON O-RING

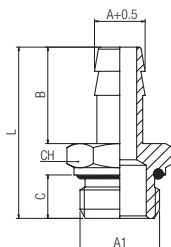
MALE HOSE ADAPTER (PARALLEL) WITH O-RING

SCHLAUCHTÜLLE AUSSENGEW. ZYLINDRISCH MIT O-RING

DOUILLE ANNELÉE, CYLINDRIQUE AVEC JOINT TORIQUE

ESPIGA MACHO CILÍNDRICA CON TÓRICA

ESPIGÃO COM ROSCA MACHO PARALELA E O-RING



Code	A	A1	B	C	L	CH	Pack.
03044 00 001	4.5	M5	15	3.6	24	8	10
03044 00 023	6	1/4	20	7.1	34.5	16	10
03044 00 002	7	1/8	20	5.4	31	13	10
03044 00 003	7	1/4	20	7.1	34.5	16	10
03044 00 004	8	1/8	20	5.4	31	13	10
03044 00 005	8	1/4	20	7.1	34.5	16	10
03044 00 024	8	3/8	20	8.1	35.5	19	10
03044 00 015	8	1/2	20	9.6	37.5	24	10
03044 00 006	9	1/8	20	5.4	31	13	10
03044 00 007	9	1/4	20	7.1	34.5	16	10
03044 00 008	9	3/8	20	8.1	35.5	19	10
03044 00 025	10	1/4	20	7.1	34.5	16	10
03044 00 026	10	3/8	20	8.1	35.5	19	10
03044 00 027	10	1/2	22	9.6	39.5	24	10
03044 00 009	12	1/4	20	7.1	34.5	16	10
03044 00 010	12	3/8	20	8.1	35.5	19	10
03044 00 011	12	1/2	22	9.6	39.5	24	10
03044 00 016	13	1/2	22	9.6	39.5	24	10
03044 00 028	14	1/4	24	7.1	38.5	16	10
03044 00 020	14	3/8	24	8.1	38.6	19	10
03044 00 021	14	1/2	24	9.6	41.5	24	10
03044 00 012	17	3/8	24	8.1	39.5	19	10
03044 00 013	17	1/2	24	9.6	41.5	24	10
03044 00 017	19	3/4	30	11.1	49	33	10
03044 00 022	20	3/4	35	11.1	54	33	10
03044 00 018	25	1"	30	11.8	49.5	37	10
03044 00 019	27	1"	35	11.8	54.5	37	10

min

max



Temperature

- 20 °C

+ 80 °C

3045

PORTAGOMMA MASCHIO CILINDRICO

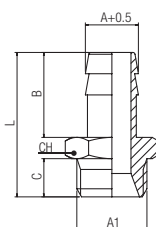
MALE HOSE ADAPTER (PARALLEL)

SCHLAUCHTÜLLE AUSSENGEW. ZYLINDRISCH

DOUILLE ANNELÉE, CYLINDRIQUE

ESPIGA MACHO CILÍNDRICA

ESPIGÃO COM ROSCA MACHO PARALELA

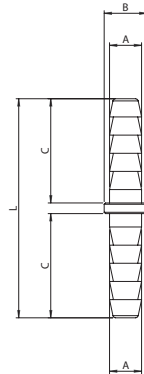


Code	A	A1	B	C	L	CH	Pack.
03045 00 01 6Q NB	3	M5	7.5	4	15.5	8	10
03045 00 01 BQ NB	4	1/8	15	6	25	14	10
03045 00 01 8S NB	4.5	M5	15	4	23	8	10
03045 00 01 BS NB	6	1/8	20	6	30	14	10
03045 00 01 BT NB	6	1/4	20	8	33	17	10
03045 00 01 BZ NB	7	1/8	20	6	30	14	10
03045 00 01 BX NB	7	1/4	20	8	33	17	10
03045 00 01 BY NB	8	1/8	20	6	30	14	10
03045 00 01 BJ NB	8	1/4	20	8	33	17	10
03045 00 01 CA NB	9	1/8	20	6	30	14	10
03045 00 01 CB NB	9	1/4	20	8	33	17	10
03045 00 01 CC NB	9	3/8	20	9	34	19	10
03045 00 01 CD NB	9	1/2	20	10	35.5	24	10
03045 00 01 VB NB	11	1/8	20	6	30	14	10
03045 00 01 RP NB	11	1/4	20	8	33	17	10
03045 00 01 QR NB	11	3/8	20	9	34	19	10
03045 00 01 VF NB	11	1/2	20	20	35.5	24	10
03045 00 01 CI NB	12	1/4	20	8	33	17	10
03045 00 01 CL NB	12	3/8	20	9	34	19	10
03045 00 01 CM NB	12	1/2	22	10	37.5	24	10
03045 00 01 5P NB	15	1/4	20	8	33	17	10
03045 00 01 1G NB	15	3/8	20	8	34	19	10
03045 00 01 CP NB	15	1/2	22	10	37.5	24	10
03045 00 01 VG NB	15	3/4	22	12	39.5	30	10
03045 00 01 CT NB	17	3/8	24	9	38	19	10
03045 00 01 CU NB	17	1/2	24	10	39.5	24	10
03045 00 01 TA NB	19	3/4	24	12	41.5	30	10
03045 00 01 VI NB	21	3/4	24	12	41.5	30	10

3047

PORTAGOMMA INTERMEDIO

STRAIGHT HOSE ADAPTOR
 VERBINDUNGSVERSCHRAUBUNG MIT SCHLAUCHTÜLLEN
 DOUILLE ANNELÉE DE JONCTION
 ESIPIGA DOBLE
 CONEXÃO ESIPIÃO RETA

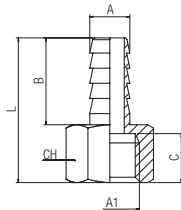


Code	A	B	C	L	Pack.
03047 00 01 X4 NB	6	8	19.5	41	10
03047 00 01 X7 NB	8	10	19.5	41	10
03047 00 01 X9 NB	10	12	19.5	42	10
03047 00 01 Y1 NB	12	14	19.5	42	10

3050

PORTAGOMMA FEMMINA

FEMALE HOSE ADAPTER
 SCHLAUCHTÜLLE INNENGEW.
 DOUILLE ANNELÉE FEMELLE
 ESIPIGA HEMBRA
 ESIPIÃO COM ROSCA FÊMEA

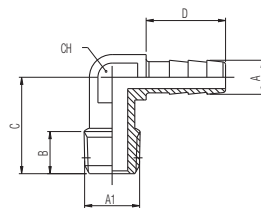


Code	A	A1	B	C	L	CH	Pack.
03050 00 01 BS NB	6	1/8	19.5	8.5	30	14	10
03050 00 01 BT NB	6	1/4	19.5	11	32.5	17	10
03050 00 01 BZ NB	7	1/8	19.5	8.5	30	14	10
03050 00 01 BX NB	7	1/4	19.5	11	32.5	17	10
03050 00 01 BJ NB	8	1/4	19.5	11	32.5	17	10
03050 00 01 CB NB	9	1/4	19.5	11	32.5	17	10
03050 00 01 CC NB	9	3/8	19.5	11.5	33.5	20	10
03050 00 01 CF NB	10	1/4	19.5	11	32.5	17	10
03050 00 01 CG NB	10	3/8	19.5	11.5	33.5	20	10
03050 00 01 CL NB	12	3/8	19.5	11.5	33.5	20	10
03050 00 01 CM NB	12	1/2	19.5	14.5	37.5	24	10

3055

RACCORDO A L PORTAGOMMA MASCHIO

MALE HOSE ADAPTER ELBOW
 WINKELSCHLAUCHTÜLLE AUSSENGEW.
 DOUILLE ANNELÉE COUDÉE
 ESIPIGA A L MACHO
 ESIPIÃO EM "L" COM ROSCA MACHO



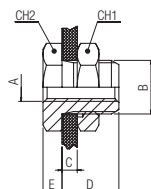
Code	A	A1	B	C	D	CH	Pack.
03055 00 01 BS NB	6	1/8	7.5	17	14	11	10
03055 00 01 BT NB	6	1/4	11	22	14	11	10
03055 00 01 BZ NB	7	1/8	7.5	17	14	11	10
03055 00 01 BX NB	7	1/4	11	22	14	11	10
03055 00 01 CB NB	9	1/4	11	22	14	11	10

3060

RACCORDO DI ATTRAVERSAMENTO

BULKHEAD CONNECTOR
SCHOTTVERSCHRAUBUNG
TRAVERSÉE DE CLOISON
RACOR PASATABIQUES
CONEXÃO PASSA-MURO

Code	A	B	C _{max}	D	E	CH1	CH2	Pack.
03060 00 001	M5	M10x1	7	10.5	3.5	14	14	10
03060 00 002	1/8	M16x1.5	10	14	4	22	19	10
03060 00 003	1/4	M20x1.5	16	21	4	27	24	10
03060 00 004	3/8	M26x1.5	15	21	5	32	30	10
03060 00 005	1/2	M28x1.5	21	27	6	36	32	10
03060 00 011	3/4	M33x1.5	22.5	30.5	6	41	41	10

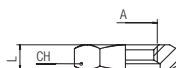


1704

GHIERA

NUT
MUTTER
ECROU
TUERCA PASATABIQUES
PORCA

Code	A	L	CH	Pack.
01704 00 01 C8 NB M10x1	M10x1	4	14	50
01704 00 01 E3 NB M16x1.5	M16x1.5	5	22	50
01704 00 01 F2 NB M20x1.5	M20x1.5	6	27	50
01704 00 01 0V NB M26x1.5	M26x1.5	7	32	50
01704 00 01 H1 NB M28x1.5	M28x1.5	7	36	50
01704 00 01 22 NB M33x1.5	M33x1.5	8	41	50

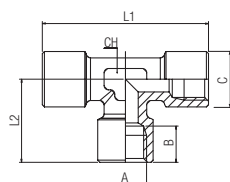


4000

RACCORDO A T FEMMINA

FEMALE TEE
T-VERSCHRAUBUNG INNENGEW.
TÉ ÉGAL FEMELLE
RACOR A T HEMBRA
CONEXÃO EM "T" COM ROSCA FÊMEA

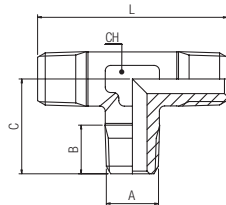
Code	A	B	L2	L1	C	CH	Pack.
04000 00 01 02 NB 1/8	1/8	8.5	19.5	39	13	12	10
04000 00 01 03 NB 1/4	1/4	11	24.5	49	16.5	13	10
04000 00 01 04 NB 3/8	3/8	12	27	54	20.5	16	10
04000 00 01 05 NB 1/2	1/2	15	32	64	25.5	20	10
04000 00 01 07 NT 3/4	3/4	16.5	36.5	73	32.5	27	5
04000 00 01 09 NT 1"	1"	19	45	90	39.5	30	5



4010

RACCORDO A T MASCHIO

MALE TEE
 T-VERSCHRAUBUNG AUSSENGEW.
 TÉ ÉGAL MÂLE
 RACOR A T MACHO
 CONEXÃO EM "T" COM ROSCA MACHO

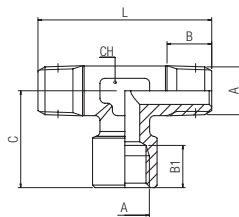


Code	A	B	C	L	CH	Pack.
04010 00 01 02 NB	1/8	8	17.5	35	12	10
04010 00 01 03 NB	1/4	11	23	46	13	10
04010 00 01 04 NB	3/8	11.5	25.5	51.5	16	10
04010 00 01 05 NB	1/2	14	29.5	59	20	10
04010 00 01 07 NT	3/4	14.5	32	64	27	5
04010 00 01 09 NT	1"	16.8	39	78	30	5

4020

RACCORDO A T FEMMINA CENTRALE

CENTRE LEG FEMALE TEE
 T-VERSCHRAUBUNG INNENGEW. MITTIG
 TÉ ÉGAL MÂLE, CENTRE FEMELLE
 RACOR A T HEMBRA CENTRAL
 CONEXÃO EM "T" COM ROSCA FÊMEA CENTRAL

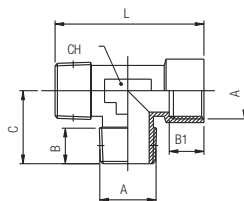


Code	A	B	B1	C	L	CH	Pack.
04020 00 01 02 NB	1/8	8	8.5	19.5	35	12	10
04020 00 01 03 NB	1/4	11	11	24.5	46	13	10
04020 00 01 04 NB	3/8	11.5	12	27	51	16	10
04020 00 01 05 NB	1/2	14	15	32	59	20	10
04020 00 01 07 NT	3/4	14.5	16.5	36.5	64	27	5
04020 00 01 09 NT	1"	16.8	19	45	78	30	5

4030

RACCORDO A T FEMMINA LATERALE

OFF SET FEMALE TEE
 T-VERSCHRAUBUNG INNENGEW. SEITLICH
 TÉ ÉGAL MÂLE, EN BOUT FEMELLE
 RACOR A T HEMBRA LATERAL
 CONEXÃO EM "T" COM ROSCA FÊMEA LATERAL



Code	A	B	B1	C	L	CH	Pack.
04030 00 01 02 NB	1/8	8	8.5	17.5	37	12	10
04030 00 01 03 NB	1/4	11	11	23	47.5	13	10
04030 00 01 04 NB	3/8	11.5	12	25.5	52.5	16	10
04030 00 01 05 NB	1/2	14	15	29.5	61.5	20	10
04030 00 01 07 NT	3/4	14.5	16.5	32	68.5	27	5
04030 00 01 09 NT	1"	16.8	19	39	84	30	5

4040

RACCORDO A T MASCHIO CENTRALE

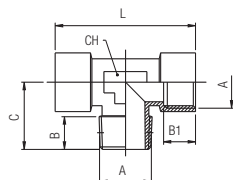
CENTRE LEG MALE TEE

T-VERSCHRAUBUNG AUSSENGEW. MITTIG

TÉ ÉGAL FEMELLE, CENTRE MÂLE

RACOR A T MACHO CENTRAL

CONEXÃO EM "T" COM ROSCA MACHO CENTRAL



Code	A	B	B1	C	L	CH	Pack.
04040 00 01 B5 NB	M5	4	5.5	11	22	9	10
04040 00 01 02 NB	1/8	8	8.5	17.5	39	12	10
04040 00 01 03 NB	1/4	11	11	23	49	13	10
04040 00 01 04 NB	3/8	11.5	12	25.5	54	16	10
04040 00 01 05 NB	1/2	14	15	29.5	64	20	10
04040 00 01 07 NT	3/4	14.5	16.5	32	73	27	5
04040 00 01 09 NT	1"	16.8	19	39	90	30	5

4050

RACCORDO A T MASCHIO LATERALE

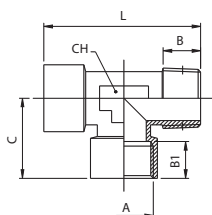
OFF SET MALE TEE

T-VERSCHRAUBUNG AUSSENGEW. SEITLICH

TÉ ÉGAL FEMELLE, EN BOUT MÂLE

RACOR A T MACHO LATERAL

CONEXÃO EM "T" COM ROSCA MACHO LATERAL



Code	A	B	B1	C	L	CH	Pack.
04050 00 01 B5 NB	M5	4	5.5	11	22	9	10
04050 00 01 02 NB	1/8	8	8.5	19.5	37	12	10
04050 00 01 03 NB	1/4	11	11	24.5	47.5	13	10
04050 00 01 04 NB	3/8	11.5	12	27	52.5	16	10
04050 00 01 05 NB	1/2	14	15	32	61.5	20	10
04050 00 01 07 NT	3/4	14.5	16.5	36.5	68.5	27	5
04050 00 01 09 NT	1"	16.8	19	45	84	30	5

5000

RACCORDO A L MASCHIO

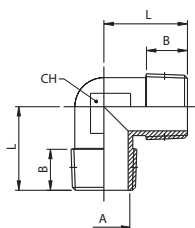
MALE ELBOW

WINKELVERSCHRAUBUNG AUSSENGEW.

EQUERRE MÂLE

RACOR A L MACHO

CONEXÃO EM "L" COM ROSCA MACHO

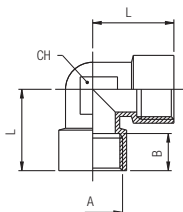


Code	A	B	L	CH	Pack.
05000 00 01 B5 NB	M5	4	11.9	9	10
05000 00 01 02 NB	1/8	7.5	18	11	10
05000 00 01 03 NB	1/4	11	24	13	10
05000 00 01 04 NB	3/8	12	27	17	10
05000 00 01 05 NB	1/2	14	29.5	20	10
05000 00 01 07 NT	3/4	14.5	32	27	5
05000 00 01 09 NT	1"	16.8	39	30	5

5010

RACCORDO A L FEMMINA

FEMALE ELBOW
 WINKELVERSCHRAUBUNG INNENGEW.
 EQUERRE FEMELLE
 RACOR A L HEMBRA
 CONEXÃO EM "L" COM ROSCA FÊMEA

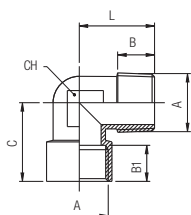


Code	A	B	L	CH	Pack.
05010 00 01 B5 NB	M5	5.5	11	9	10
05010 00 01 02 NB	1/8	8.5	21	11	10
05010 00 01 03 NB	1/4	11	25.5	13	10
05010 00 01 04 NB	3/8	11.5	28	17	10
05010 00 01 05 NB	1/2	15	32	20	10
05010 00 01 07 NT	3/4	16.5	36.5	27	5
05010 00 01 09 NT	1"	19	45	30	5

5020

RACCORDO A L MASCHIO-FEMMINA

MALE-FEMALE ELBOW
 WINKELVERSCHRAUBUNG AUSSEN-/INNENGEW.
 EQUERRE MÂLE-FEMELLE
 RACOR A L MACHO - HEMBRA
 CONEXÃO EM "L" MACHO-FÊMEA

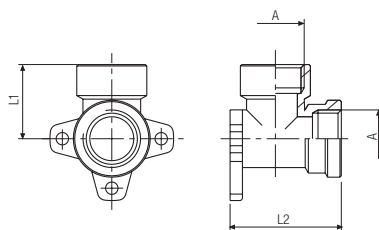


Code	A	B	B1	C	L	CH	Pack.
05020 00 01 B5 NB	M5	4	5.5	11.5	11.5	9	10
05020 00 01 02 NB	1/8	7.5	8.5	21	18	11	10
05020 00 01 03 NB	1/4	11	11	25.5	24	13	10
05020 00 01 04 NB	3/8	11.5	12	28	27	17	10
05020 00 01 05 NB	1/2	14	15	32	29.5	20	10
05020 00 01 07 NT	3/4	14.5	16.5	36.5	32	27	5
05020 00 01 09 NT	1"	16	19	45	39	30	5

5050

RACCORDO A STAFFA 90° FEMMINA

FEMALE BRACKET FITTING 90°
 WANDBEFESTIGUNG 90° INNENGEW.
 APPLIQUE MURALE
 RACOR A L FIJACIÓN 90° CON SOPORTE
 CONEXÃO EM "L" COM ROSCA FÊMEA E SUPORTE DE FIXAÇÃO



Code	A	L1	L2	Pack.
05050 00 01 05 NB	1/2	27	40.5	10

6000

RACCORDO A Y 90° MASCHIO CENTRALE

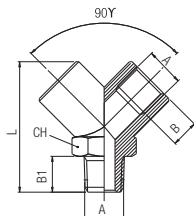
CENTRAL MALE Y 90°

Y-VERSCHRAUBUNG 90° AUSSEN-/INNENGEW.

Y ÉGAL À 90° MALE AU CENTRE

RACOR A Y 90° MACHO CENTRAL

CONEXÕES EM "Y" 90° ROSCA MACHO CENTRAL



Code	A	B	B1	L	CH	Pack.
06000 00 01 02 NB	1/8	8.5	9	33	14	10
06000 00 01 03 NB	1/4	11	11	37	17	10
06000 00 01 04 NB	3/8	11.5	12.5	46	22	10
06000 00 01 05 NB	1/2	14	16.5	58	26	10

6010

RACCORDO A Y 90° FEMMINA

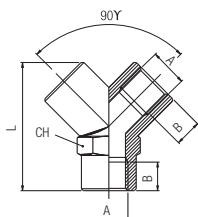
FEMALE Y 90°

Y-VERSCHRAUBUNG 90° INNENGEW.

Y ÉGAL FEMELLE

RACOR A Y 90° HEMBRA

CONEXÃO EM "Y" COM ROSCA FÊMEA



Code	A	B	L	CH	Pack.
06010 00 01 02 NB	1/8	8.5	33	14	10
06010 00 01 03 NB	1/4	11	37	17	10
06010 00 01 04 NB	3/8	11.5	46	22	10
06010 00 01 05 NB	1/2	14	58	26	10

6020

RACCORDO A CROCE FEMMINA

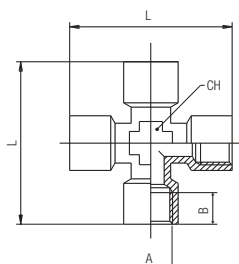
FEMALE EQUAL CROSS

KREUZVERSCHRAUBUNG INNENGEW.

CROIX ÉGALE FEMELLE

RACOR A CRUZ HEMBRA

CONEXÃO CRUZETA COM ROSCA FÊMEA



Code	A	B	L	CH	Pack.
06020 00 01 02 NB	1/8	8.5	39	11	10
06020 00 01 03 NB	1/4	11	50	13	10
06020 00 01 04 NB	3/8	12	56	17	10
06020 00 01 05 NB	1/2	15	64	20	10

6025

RACCORDO A CROCE MASCHIO-FEMMINA

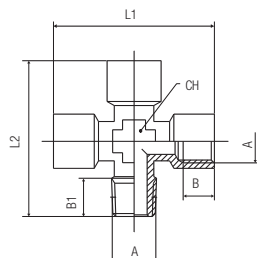
MALE-FEMALE EQUAL CROSS

KREUZVERSCHRAUBUNG AUSSEN-/INNENGEW.

CROIX ÉGALE MÂLE/FEMELLE

RACOR A CRUZ MACHO-HEMBRA

CONEXÃO CRUZETA MACHO-FÊMMEA



Code	A	B	B1	L1	L2	CH	Pack.
06025 00 01 02 NB	1/8	8.5	8	39	37	11	10
06025 00 01 03 NB	1/4	11	11	50	48.5	13	10
06025 00 01 04 NB	3/8	12	11.5	56	54	17	10
06025 00 01 05 NB	1/2	15	14	64	61	20	10

6030

RACCORDO A CROCE MASCHIO

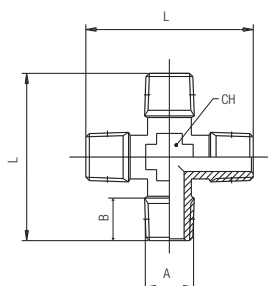
MALE EQUAL CROSS

KREUZVERSCHRAUBUNG AUSSENGEW.

CROIX ÉGALE MÂLE

RACOR A CRUZ MACHO

CONEXÃO CRUZETA COM ROSCA MACHO



Code	A	B	L	CH	Pack.
06030 00 01 02 NB	1/8	8	35	11	10
06030 00 01 03 NB	1/4	11	47	13	10
06030 00 01 04 NB	3/8	11.5	52	17	10
06030 00 01 05 NB	1/2	14	58	20	10

6040

RACCORDO A CROCE IN ALLUMINIO

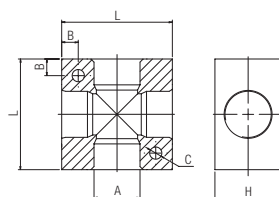
ALUMINIUM TEE CROSS

KREUZVERTEILER AUS ALUMINIUM

CROIX DE DISTRIBUTION EN ALUMINIUM

RACOR A CRUZ EN ALUMINIO

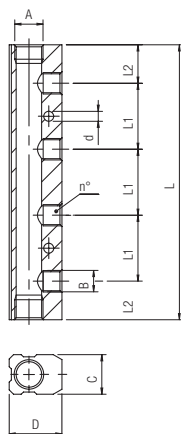
CONEXÃO CRUZETA EM ALUMÍNIO



Code	A	L	H	B	C	Pack.
06040 00 11 02 AG	1/8	25	15	4.3	4.5	10
06040 00 11 03 AG	1/4	40	20	6.5	5.5	10
06040 00 11 04 AG	3/8	50	25	7.5	5.5	5
06040 00 11 05 AG	1/2	50	30	7.5	5.5	5

6047

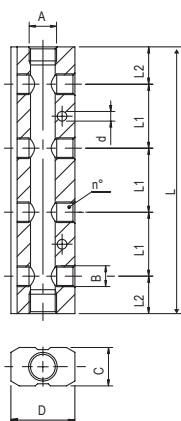
RIPARTITORE IN ALLUMINIO
 ALUMINIUM DISTRIBUTION MANIFOLD
 VERTEILERBLOCK AUS ALUMINIUM
 NOURRICE DE DISTRIBUTION EN ALUMINIUM
 REGLETA SIMPLE EN ALUMINIO
 DISTRIBUIDOR EM ALUMÍNIO



Code	A	B	N°	C	D	L1	L2	L	d	Pack.
06047 00 11 AJ AG	1/4	1/8	2	18	24	30	17.5	65	4.5	5
06047 00 11 AK AG	1/4	1/8	3	18	24	30	17.5	95	4.5	5
06047 00 11 AW AG	1/4	1/8	4	18	24	30	17.5	125	4.5	5
06047 00 11 BA AG	1/4	1/8	5	18	24	30	17.5	155	4.5	5
06047 00 11 BB AG	1/4	1/8	6	18	24	30	17.5	185	4.5	5
06047 00 11 BC AG	3/8	1/4	2	22	30	36	20	76	5.5	5
06047 00 11 BD AG	3/8	1/4	3	22	30	36	20	112	5.5	5
06047 00 11 BE AG	3/8	1/4	4	22	30	36	20	148	5.5	5
06047 00 11 BF AG	3/8	1/4	5	22	30	36	20	184	5.5	5
06047 00 11 BG AG	3/8	1/4	6	22	30	36	20	220	5.5	5
06047 00 11 ES AG	1/2	3/8	2	26	35	40	25	90	5.5	5
06047 00 11 ET AG	1/2	3/8	3	26	35	40	25	130	5.5	5
06047 00 11 EU AG	1/2	3/8	4	26	35	40	25	170	5.5	5
06047 00 11 EV AG	1/2	3/8	5	26	35	40	25	210	5.5	5
06047 00 11 EZ AG	1/2	3/8	6	26	35	40	25	250	5.5	5

6048

RIPARTITORE DOPPIO IN ALLUMINIO
 ALUMINIUM DOUBLE DISTRIBUTION MANIFOLD
 DOPPELTER VERTEILERBLOCK AUS ALUMINIUM
 NOURRICE DE DISTRIBUTION DOUBLE EN ALUMINIUM
 REGLETA DOBLE EN ALUMINIO
 DISTRIBUIDOR DUPLO EM ALUMÍNIO

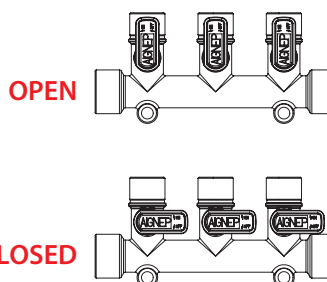
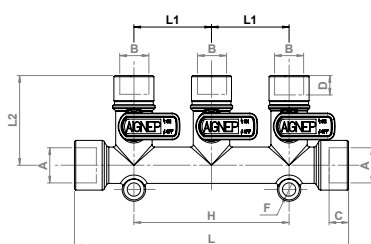



Code	A	B	N°	C	D	L1	L2	L	d	Pack.
06048 00 11 AJ AG	1/4	1/8	2	18	30	30	17.5	65	4.5	5
06048 00 11 AK AG	1/4	1/8	3	18	30	30	17.5	95	4.5	5
06048 00 11 AW AG	1/4	1/8	4	18	30	30	17.5	125	4.5	5
06048 00 11 BA AG	1/4	1/8	5	18	30	30	17.5	155	4.5	5
06048 00 11 BB AG	1/4	1/8	6	18	30	30	17.5	185	4.5	5
06048 00 11 BC AG	3/8	1/4	2	22	38	36	20	76	5.5	5
06048 00 11 BD AG	3/8	1/4	3	22	38	36	20	112	5.5	5
06048 00 11 BE AG	3/8	1/4	4	22	38	36	20	148	5.5	5
06048 00 11 BF AG	3/8	1/4	5	22	38	36	20	184	5.5	5
06048 00 11 BG AG	3/8	1/4	6	22	38	36	20	220	5.5	5
06048 00 11 ES AG	1/2	3/8	2	26	44	40	25	90	5.5	5
06048 00 11 ET AG	1/2	3/8	3	26	44	40	25	130	5.5	5
06048 00 11 EU AG	1/2	3/8	4	26	44	40	25	170	5.5	5
06048 00 11 EV AG	1/2	3/8	5	26	44	40	25	210	5.5	5
06048 00 11 EZ AG	1/2	3/8	6	26	44	40	25	250	5.5	5

6630

New

RIPARTITORE FEMMINA G ISO 228 A TRE VIE
 THREE-WAY G ISO 228 FEMALE DISTRIBUTOR
 DREIFACH G ISO 228 MUFFENVERTEILER
 DISTRIBUTEUR FEMELLE A TROIS VOIES G ISO 228
 DISTRIBUIDOR DE TRES VIAS G ISO 228 HEMBRA
 DISTRIBUIDOR DE TRÉS VIAS G ISO 228 FÊMEA

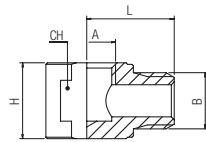


Code	A	B	C	D	L1	L1	L2	H	F	Pack.
06630 00 001	3/8	1/4	11.5	9.5	113	32	37	64	5.5	1

6070

RACCORDO A L MASCHIO-FEMMINA

MALE-FEMALE ELBOW FITTING
 WINKELVERSCHRAUBUNG AUSSEN-/INNENGEW.
 RACCORD EQUERRE MÂLE/FEMELLE
 RACOR A L MACHO HEMBRA
 CONEXÃO EM "L" MACHO-FÊMEA

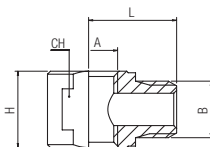


Code	A	B	H	L	CH	Pack.
06070 00 01 2W NB	1/8	1/8	13	15	13	10
06070 00 01 6W NB	1/4	1/4	18	19	18	10

6080

RACCORDO A T MASCHIO-FEMMINA-FEMMINA

MALE-FEMALE-FEMALE TEE FITTING
 T-VERSCHRAUBUNG AUSSEN-/INNEN-/INNENGEW.
 RACCORD TÉ MÂLE / FEMELLE
 RACOR A T MACHO-HEMBRA-HEMBRA
 CONEXÃO EM "T" MACHO-FÊMEA

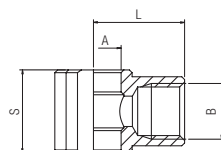


Code	A	B	H	L	CH	Pack.
06080 00 01 2W NT	1/8	1/8	13	15	13	10
06080 00 01 6W NT	1/4	1/4	18	18.5	18	10

6090

ANELLO ORIENTABILE A L FEMMINA

FEMALE SINGLE BANJO BODY
 RINGANSCHLUSS INNENGEW.
 CORPS BANJO FEMELLE
 ANILLO ORIENTABLE HEMBRA
 ANEL ORIENTÁVEL EM "L" COM ROSCA FÊMEA



Code	B	A	L	S	Pack.
06090 00 01 02 NB	1/8	10	16.5	15	10
06090 00 01 03 NB	1/4	13	22	17	10
06090 00 01 04 NB	3/8	16.7	26	20	10

* Montare su viti: (Cod. 51410, 51420, 51430, 51440)
 * Mounting on screws: (Cod. 51410, 51420, 51430, 51440)
 * Montage auf Schrauben: (Cod. 51410, 51420, 51430, 51440)
 * Montage sur vis: (Cod. 51410, 51420, 51430, 51440)
 * Montaje en tornillos: (Cod. 51410, 51420, 51430, 51440)
 * Montagem nos parafusos: (Cod. 51410, 51420, 51430, 51440)

82205

NIPPO MASCHIO CONICO - NPTF

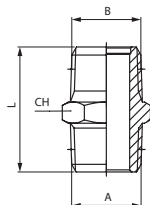
NIPPLE TAPER - NPTF

DOPPELNIPPEL KONISCH - NPTF

MAMELON DOUBLE CONIQUE - NPTF

MACHÓN CÓNICO - NPTF

NIPLE CÔNICA - NPTF



Code	A BSPT	B NPTF	L	CH	Pack.
82205 00 01 2W NB	1/8	1/8	20.5	12	10
82205 00 01 6W NB	1/4	1/4	29	14	10
82205 00 01 AB NB	3/8	3/8	29.5	18	10
82205 00 01 AG NB	1/2	1/2	36.5	22	10
82205 00 01 AN NB	3/4	3/4	40.5	27	10

82241

ADATTATORE FEMMINA CILINDRICO - MASCHIO NPTF

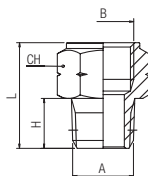
ADAPTER FEMALE BSP - MALE NPTF

GEWINDESTUTZEN IG BSP - AG NPTF

ADAPTATEUR FEMELLE BSP - MÂLE NPTF

ADAPTADOR HEMBRA CILÍNDRICO BSP - MACHO NPTF

ADAPTADOR FÊMEA COM ROSCA PARALELA BSP - MACHO NPTF



Code	A NPTF	B G	H	L	CH	Pack.
82241 00 01 8K NB 10/32 UNF	M5	M5	4.5	12	8	10
82241 00 01 2W NB	1/8	1/8	8.5	19.5	14	10
82241 00 01 6W NB	1/4	1/4	13	27	17	10
82241 00 01 AB NB	3/8	3/8	13	28	22	10
82241 00 01 AG NB	1/2	1/2	17	34.5	27	10

82242

ADATTATORE FEMMINA NPTF - MASCHIO CILINDRICO

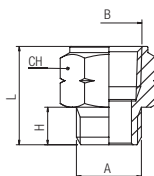
ADAPTER FEMALE NPTF - MALE G THREAD

GEWINDESTUTZEN IG NPTF - AG BSP

ADAPTATEUR FEMELLE NPTF - MÂLE BSP

ADAPTADOR HEMBRA NPTF - MACHO BSP

ADAPTADOR FÊMEA NPTF - MACHO BSP

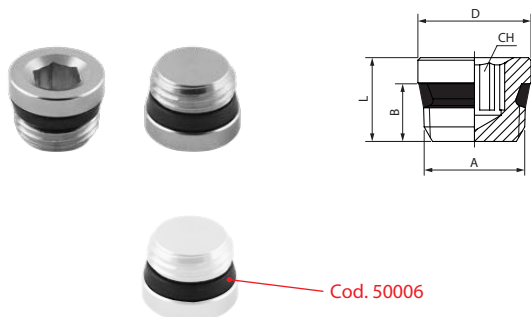


Code	A G	B NPTF	H	L	CH	Pack.
82242 00 01 2W NB	1/8	1/8	6	17	14	10
82242 00 01 6W NB	1/4	1/4	8	23	17	10
82242 00 01 AB NB	3/8	3/8	9	24	22	10
82242 00 01 AG NB	1/2	1/2	12	31.5	27	10


82320

TAPPO MASCHIO UNIVERSAL SHORT ESAGONO INCASSATO CON ANELLO (Cod. 50006) NBR

MALE PLUG UNIVERSAL SHORT WITH HEXAGON EMBEDDED AND NBR O-RING
 GEWINDESTOPFEN UNIVERSAL SHORT INNENSECHSKANT MIT O-RING NBR
 BOUCHON À 6 PANS CREUX MÂLE, UNIVERSAL SHORT AVEC JOINT NBR
 TAPÓN MACHO UNIVERSAL SHORT HEXÁGONO INTERIOR CON TÓRICA NBR
 TAMPÃO MACHO COM ROSCA UNIVERSAL SHORT E SEXTAVADO INTERNO (O-RING EM NBR)



Code	A SHORT	B	D	L	CH	Pack.
82320 00 002	1/8	5.5	11	8	5	10
82320 00 003	1/4	7	14	10	6	10
82320 00 004	3/8	7.5	17	11	8	10
82320 00 005	1/2	9	21	13	10	10

	min	max
 Temperature	- 20 °C	+ 80 °C



RACCORDI FILETTATI - CW510L

CW510L - BRASS ADAPTORS
 GEWINDEVERSCHAUBUNGEN - CW510L
 ACCESSOIRES DE RACCORDEMENT - CW510L
 RACORDAJE ROSCADO - CW510L
 ACESSÓRIOS ROSCADOS - CW510L



CARATTERISTICHE TECNICHE

TECHNICAL CHARACTERISTICS
 TECHNISCHE ANGABEN
 CARACTÉRISTIQUES TECHNIQUES
 CARACTERÍSTICAS TÉCNICAS
 CARACTERÍSTICAS TÉCNICAS



Norma di Riferimento

Reference standard
 Entspricht der Norm
 Norme de référence
 Normativa de referencia
 Norma de referència

1907/2006
REACH ✓

2011/65/CE
RoHS ✓

M.O.C.A.
 1935/2004
 CE

PED
 2014/68/UE

SILICON
 FREE

Materiali e Componenti

La maggior parte degli articoli di questa serie é composta da un unico particolare in CW 510L

IT

Component Parts and Materials

The main part of these fittings is made in CW 510L

GB

Komponenten und Materialien

Die meisten Artikel in dieser Serie werden aus CW 510L

DE

Matériaux et Composants

La majeure partie des raccords de ce chapitre est fabriquée en laiton CW 510L

FR

Materiales y Componentes

La mayor parte de los artículos de esta serie está compuesta de un solo material latón CW 510L

ES

Materials e Componentes

A maior parte dos itens desta série é fabricada em CW 510L

PT



Misura
 Size
 Grösse
 Dimensions
 Medida
 Tamanho

Pressione consigliata
 Pressure advised
 Empfohlener druck
 Pression conseillée
 Presión recomendada
 Pressão aconselhada

1/8

-0.99 bar ~ 150 bar

1/4

-0.99 bar ~ 100 bar



Temperature massima

Maximum temperature

Maximum temperatur

Température maximale

Temperatura máxima

Temperatura máxima

+ 300 °C



Fluidi compatibili

Aria compressa / Vuoto / Acqua / Vapore / Alimenti

Fluids

Compressed air / Vacuum / Water / Steam / Food

Geeignete Medien

Druckluft / Vakuum / Wasser / Dampf / Lebensmittel

Fluides compatibles

Air comprimé / Vide / Eau / Vapeur / Boissons

Fluidos compatibles

Aire comprimido / Vacío / Agua / Vapor / Alimentos

Fluidos compatíveis

Ar comprimido / Vácuo / Água / Vapor / Alimentos



Tubi di Collegamento

Tubi e raccordi in genere.

IT

Connection Tubes

Tubes and fittings in general.

GB

Geeignete Rohre

Rohre und Verschraubungen im Allgemeinen.

DE

Tubes Conseillés

Raccords et tubes compatibles.

FR

Tubos de Conexión

Tubo y racordaje en general.

ES

Tubos de Conexão

Tubos e conexões em geral.

PT



Filettatura

Gas conica conforme ISO 7.1, BS 21, DIN 2999.
Gas cilindrica conforme ISO 228 Classe A.

IT

Threads

Tapered gas in conformity with ISO 7.1, BS 21, DIN 2999.
Parallel gas in conformity with ISO 228 Class A.

GB

Gewindearten

Konisches Gewinde nach Norm ISO 7.1, BS 21, DIN 2999.
Zylindrisches Gewinde nach Norm ISO 228 Classe A.

DE

Filetages

Filetage conique conforme: ISO 7.1, BS 21, DIN 2999.
Filetage cylindrique conforme: ISO 228 Classe A.

FR

Roscas

Gas cónica conforme ISO 7.1, BS 21, DIN 2999.
Gas cilíndrica conforme ISO 228 Classe A.

ES

Roscas

Gas cónica conforme ISO 7.1, BS 21, DIN 2999.
Gas paralela conforme ISO 228 Classe A.

PT

2000

NIPPLLO CONICO

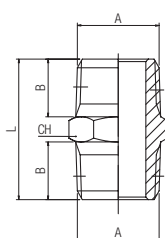
NIPPLE (TAPER)

DOPPELNIPPEL KONISCH

MAMELON DOUBLE CONIQUE

MACHÓN CÓNICO

NIPLE COM ROSCA CÔNICA

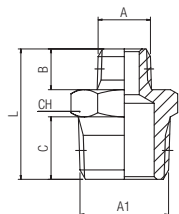


Code	A	B	L	CH	Pack.
02000 00 89 02 00	1/8	7.5	19.5	12	50
02000 00 89 03 00	1/4	11	27	14	50

2020

NIPPO DI RIDUZIONE CONICO

REDUCING NIPPLE (TAPER)
 DOPPELNIPPEL REDUZIERT KONISCH
 MAMELON DOUBLE INÉGAL, CONIQUE
 MACHÓN CÓNICO DE REDUCCIÓN
 NIPLE DE REDUÇÃO COM ROSCA CÓNICA

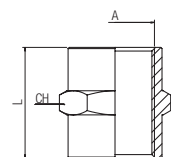


Code	A	A1	B	C	L	CH	Pack.
02020 00 89 AT 00	1/8	1/4	7.5	11	23.5	14	50

3000

MANICOTTO

SLEEVE
 MUFFE
 MANCHON
 MANGUITO
 LUYA

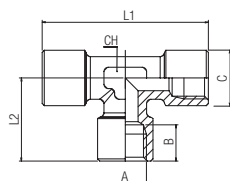


Code	A	L	CH	Pack.
03000 00 89 02 00	1/8	15	14	50
03000 00 89 03 00	1/4	22	17	50

4000

RACCORDO A T FEMMINA

FEMALE TEE
 T-VERSCHRAUBUNG INNENGEW.
 TÉ ÉGAL FEMELLE
 RACOR A T HEMBRA
 CONEXÃO EM "T" COM ROSCA FÊMEA

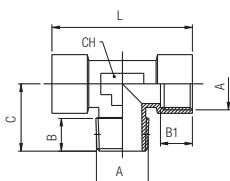


Code	A	B	L2	L1	C	CH	Pack.
04000 00 89 02 00	1/8	8.5	19.5	39	13	12	50
04000 00 89 03 00	1/4	11	24.5	49	16.5	13	25

4040

RACCORDO A T MASCHIO CENTRALE

CENTRE LEG MALE TEE
 T-VERSCHRAUBUNG AUSSENGEW. MITTIG
 TÉ ÉGAL FEMELLE, CENTRE MÂLE
 RACOR A T MACHO CENTRAL
 CONEXÃO EM "T" COM ROSCA MACHO CENTRAL

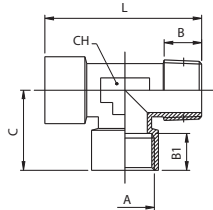


Code	A	B	B1	C	L	CH	Pack.
04040 00 89 02 00	1/8	8	8.5	17.5	39	12	50
04040 00 89 03 00	1/4	11	11	23	49	13	25

4050

RACCORDO A T MASCHIO LATERALE

OFF SET MALE TEE
 T-VERSCHRAUBUNG AUSSENGEW. SEITLICH
 TÉ ÉGAL FEMELLE, EN BOUT MÂLE
 RACOR A T MACHO LATERAL
 CONEXÃO EM "T" COM ROSCA MACHO LATERAL

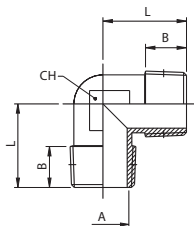


Code	A	B	B1	C	L	CH	Pack.
04050 00 89 02 00	1/8	8	8.5	19.5	37	12	50
04050 00 89 03 00	1/4	11	11	24.5	47.5	13	25

5000

RACCORDO A L MASCHIO

MALE ELBOW
 WINKELVERSCHRAUBUNG AUSSENGEW.
 EQUERRE MÂLE
 RACOR A L MACHO
 CONEXÃO EM "L" COM ROSCA MACHO

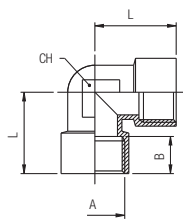


Code	A	B	L	CH	Pack.
05000 00 89 02 00	1/8	7.5	18	11	50
05000 00 89 03 00	1/4	11	24	13	25

5010

RACCORDO A L FEMMINA

FEMALE ELBOW
 WINKELVERSCHRAUBUNG INNENGEW.
 EQUERRE FEMELLE
 RACOR A L HEMBRA
 CONEXÃO EM "L" COM ROSCA FÊMEA

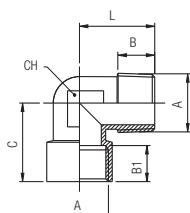


Code	A	B	L	CH	Pack.
05010 00 89 02 00	1/8	8.5	21	11	50
05010 00 89 03 00	1/4	11	25.5	13	25

5020

RACCORDO A L MASCHIO-FEMMINA

MALE-FEMALE ELBOW
 WINKELVERSCHRAUBUNG AUSSEN-/INNENGEW.
 EQUERRE MÂLE-FEMELLE
 RACOR A L MACHO - HEMBRA
 CONEXÃO EM "L" MACHO-FÊMEA



Code	A	B	B1	C	L	CH	Pack.
05020 00 89 02 00	1/8	7.5	8.5	21	18	11	50
05020 00 89 03 00	1/4	11	11	25.5	24	13	25

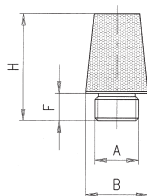
dB*

Livello di rumore in (dB) a 6 bar - Noise level in (dB) at 6 bar - Geräuschpegel (dB) bei 6 bar
Niveau sonore (dB) à 6 bar - Nivel de ruido en (dB) a 6 bar - Nível de ruído em (dB) a 6 bar

7000

SILENZIATORE

SILENCER
SCHALLDÄMPFER
SILENCIEUX D'ÉCHAPPEMENT
SILENCIADOR
SILENCIADOR



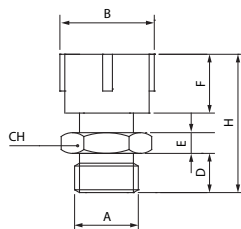
Code	A	F	B	H	dB*	Pack.
07000 00 001	1/8	4.5	12.5	21	81	10
07000 00 002	1/4	6	15	25	83	10
07000 00 003	3/8	8.5	19	34.5	87	10
07000 00 004	1/2	8	23	43	90	10
07000 00 005	3/4	9	30	50	92 a 4 Bar	10
07000 00 006	1"	11	37	60.5	92 a 4 Bar	10

	min	max
Temperature	- 10 °C	+ 80 °C
Pressure	10 bar	
Soglia di filtrazione - Filtration threshold - Filterfeinheit Capacité de filtration - Grado de filtración - Limite de filtragem	50 µm	

7005

SILENZIATORE REGOLABILE

SILENCER ADJUSTABLE
SCHALLDÄMPFER REGULIERBAR
SILENCIEUX D'ÉCHAPPEMENT RÉGLABLE
SILENCIADOR REGULABLE
SILENCIADOR AJUSTÁVEL



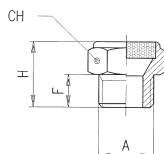
Code	A	F	B	H _{min}	H _{max}	D	E	CH	Pack
07005 00 001	1/8	12	15	25	27	8	4	14	10
07005 00 002	1/4	14	18.5	28	30	8	4	17	10
07005 00 003	3/8	16	23.5	33	38	10	5	22	10
07005 00 004	1/2	18	28	39	46	12	7	27	10

	min	max
Temperature	- 20 °C	+ 150 °C
Pressure	10 bar	
Soglia di filtrazione - Filtration threshold - Filterfeinheit Capacité de filtration - Grado de filtración - Limite de filtragem	50 µm	

7010

SILENZIATORE

SILENCER
SCHALLDÄMPFER
SILENCIEUX D'ÉCHAPPEMENT
SILENCIADOR
SILENCIADOR



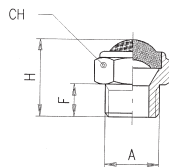
Code	A	F	H	CH	dB*	Pack.
07010 00 001	1/8	6	14	13	73	10
07010 00 002	1/4	7	17	16	74	10
07010 00 003	3/8	8	18	19	85	10
07010 00 004	1/2	10	20	24	89	10
07010 00 005	3/4	10	23	30	90	10

	min	max
Temperature	- 10 °C	+ 80 °C
Pressure	12 bar	
Soglia di filtrazione - Filtration threshold - Filterfeinheit Capacité de filtration - Grado de filtración - Limite de filtragem	100 µm	

7020

SILENZIATORE CON RETE IN FILO DI ACCIAIO INOX 304

SILENCER WITH WIRE MESH STAINLESS STEEL 304
 SCHALLDÄMPFER MIT EDELSTAHLDRAHT 304
 SILENCIEUX D'ÉCHAPPEMENT AVEC FILS EN ACIERS INOXYDABLES 304
 SILENCIADOR CON ALAMBRE DE ACERO INOXIDABLE 304
 SILENCIADOR FIO DE ACO INOXIDAVEL 304



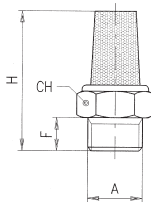
Code	A	F	H	CH	dB*	Pack.
07020 00 001	M5	4	9	8	-	10
07020 00 002	1/8	6	15	13	74	10
07020 00 003	1/4	7	18	16	72	10
07020 00 004	3/8	8	20	19	88	10
07020 00 005	1/2	10	22	24	90	10
07020 00 006	3/4	10	26	30	90	10
07020 00 007	1"	12	28	36	92	10

	min	max
Temperature	- 10 °C	+ 80 °C
Pressure		12 bar
Soglia di filtrazione - Filtration threshold - Filterfeinheit <i>Capacité de filtration - Grado de filtración - Limite de filtragem</i>		100 µm

7030

SILENZIATORE

SILENCER
 SCHALLDÄMPFER
 SILENCIEUX D'ÉCHAPPEMENT
 SILENCIADOR
 SILENCIADOR



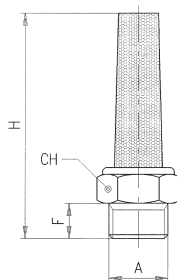
Code	A	F	H	CH	dB*	Pack.
07030 00 001	M5	4	17	8	-	10
07030 00 008	M7x1	5	23	10	75	10
07030 00 002	1/8	6	29	13	81	10
07030 00 003	1/4	7	32	16	82	10
07030 00 004	3/8	8	41	19	85	10
07030 00 005	1/2	9	45	24	-	10
07030 00 006	3/4	10	56	30	-	10
07030 00 007	1"	12	66	36	-	10

	min	max
Temperature	- 10 °C	+ 80 °C
Pressure		10 bar
Soglia di filtrazione - Filtration threshold - Filterfeinheit <i>Capacité de filtration - Grado de filtración - Limite de filtragem</i>		50 µm

7040

SILENZIATORE

SILENCER
 SCHALLDÄMPFER
 SILENCIEUX D'ÉCHAPPEMENT
 SILENCIADOR
 SILENCIADOR



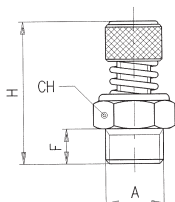
Code	A	F	H	CH	dB*	Pack.
07040 00 001	1/8	6	30	13	76	10
07040 00 002	1/4	8	46	16	75	10
07040 00 003	3/8	8	55	19	88	10
07040 00 004	1/2	9	67	24	89	10
07040 00 005	3/4	9	74	30	-	10

	min	max
Temperature	- 20 °C	+ 150 °C
Pressure		10 bar
Soglia di filtrazione - Filtration threshold - Filterfeinheit <i>Capacité de filtration - Grado de filtración - Limite de filtragem</i>		50 µm

7050

SILENZIATORE

SILENCER
SCHALLDÄMPFER
SILENCIEUX D'ÉCHAPPEMENT
SILENCIADOR
SILENCIADOR



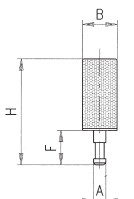
Code	A	F	H min	H max	CH	dB*	Pack.
07050 00 001	1/8	6	26	28	13	72	10
07050 00 002	1/4	8	30	32	15	73	10
07050 00 003	3/8	10	35	38	22	84	10
07050 00 004	1/2	11	37	40	22	88	10

	min	max
Temperature	- 10 °C	+ 80 °C
Pressure		12 bar
Soglia di filtrazione - Filtration threshold - Filterfeinheit <i>Capacité de filtration - Grado de filtración - Limite de filtragem</i>		100 µm

7060

SILENZIATORE A CALZAMENTO PER TUBI

PUSH-ON SILENCER
ÜBERWURFSCHALLDÄMPFER
SILENCIEUX D'ÉCHAPPEMENT À CANULE
SILENCIADOR RÁPIDO
SILENCIADOR PUSH-ON



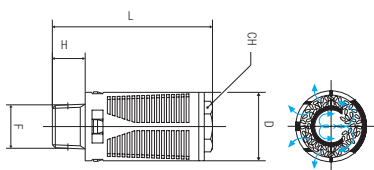
Code	Tube	A	F	B	H	dB*	Pack.
07060 00 002	5/3	3.5	8	8	25.5	-	10
07060 00 003	6/4	5	10	8	26	-	10

	min	max
Temperature	- 10 °C	+ 80 °C
Pressure		10 bar
Soglia di filtrazione - Filtration threshold - Filterfeinheit <i>Capacité de filtration - Grado de filtración - Limite de filtragem</i>		50 µm

7070

SILENZIATORE IN PA6 CON MATERIALE FONOASSORBENTE

SILENCER MADE IN PA66 WITH SOUND-ABSORBING MATERIAL
SCHALLDÄMPFER PA66 MIT SCHALLABSORBIERENDEM MATERIAL
SILENCIEUX PA6 AVEC MATÉRIAU ABSORBANT LE SON
SILENCIADOR PA6 CON MATERIAL FONOAASSORBENTE
SILENCIADOR PA6 COM MATERIAL DE ABSORÇÃO DE SOM



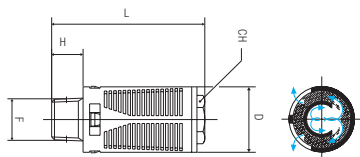
Code	F	H	D	L	CH	dB*	Pack.
07070 00 001	1/8	7	15.5	35	10	87	10
07070 00 002	1/4	7	19.5	43	12	84	10
07070 00 003	3/8	11	24.5	59	16	90	10
07070 00 004	1/2	11	24.5	59	16	90	10
07070 00 005	3/4	18	50	118	25	91	5
07070 00 006	1"	18	50	118	25	90	5

	min	max
Temperature	- 20 °C	+ 80 °C
Pressure		6 bar

7080

SILENZIATORE IN PA66 E FELTRO

SILENCER MADE IN PA66 WITH FELT
 SCHALLDÄMPFER PA66 MIT FILZ
 SILENCIEUX EN PA66 AVEC DU FEUTRE
 SILENCIADOR EN PA66 Y FILTRO
 SILENCIADOR EM PA66 E FELTRO



Code	F	H	D	L	CH	dB*	Pack.
07080 00 001	1/8	6	16	34	2	87	10
07080 00 002	1/4	8	19	44	12	90	10
07080 00 003	3/8	10	24	56	17	92	10
07080 00 004	1/2	10	24	56	17	92	10
07080 00 005	3/4	18	48	115	-	-	5
07080 00 006	1"	18	48	115	-	-	5

	min	max
Temperature	- 10 °C	+ 70 °C
Pressure	6 bar	

Attenuazione del suono

Il diagramma mostra la distribuzione della frequenza dell'energia del suono da un getto d'aria ad una pressione di circa 6 bar da un tipico scarico di uscita di una valvola pneumatica da 1/2".
 La zona critica fra 1 e 4 KHz, è la zona dove l'udito umano è più sensibile e dove gli effetti psicologici agli alti livelli di rumore sono più dannosi.
 Come si nota dal diagramma l'attenuazione del suono è di circa 20-25 dB ad una pressione di 6 bar.

IT

Sound Attenuation

In the diagram is shown the frequency distribution of the sound energy in an 6 bar air jet from a typical 1/2" control valve exhaust port.
 The critical region is that between 1 and 4 KHz, the range where psychological effects at high noise levels are most damaging.
 Sound reduction for this silencer is approx mately 20-25 dB at 6 bar working pressure.

GB

Längsschalldämmung

Dieses Diagramm zeigt die Frequenzverteilung der Schallenergie, bei einem Luftstrahl von 6 bar Druck, aus einem typischen, pneumatischen Ablaßventil mit 1/2".
 Der kritische Bereich ist jener zwischen 1 und 4 kHz, der Bereich, bei dem die psychologischen Auswirkungen durch hohen Lärmpegel am schädlichsten sind.
 Die Schalldämmung durch diesen Schalldämpfer beträgt rund 20-25 dB bei 6 bar Betriebsdruck.

DE

Réduction sonore

Le schéma suivant représente le niveau sonore d'un jet d'air à 6 bar dans un échappement de 1/2".
 La zone critique aux bruits où les effets psychologiques sont nocifs se situe dans une plage de 1 à 4 kHz.
 Ce silencieux diminue le bruit d'environ 20-25 dB à une pression de travail de 6 bar.

FR

Atenuación del sonido

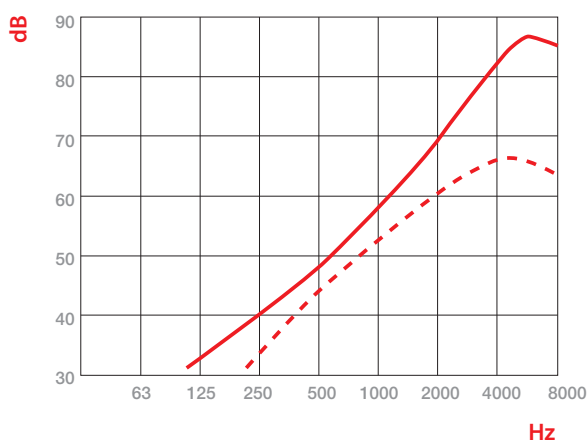
El diagrama muestra la distribución de la frecuencia del sonido de una muestra de aire a una presión de 6 bar de un típico escape de una válvula neumática de 1/2".
 La zona crítica entre 1 y 4 KHz, es la donde el oído humano es más sensible y donde los efectos psicológicos a los altos niveles de sonido son más dañinos.
 Como se observa en el diagrama la atenuación del sonido es de cerca de 20-25 dB a una presión de 6 bar.

ES

Atenuação acústica

O diagrama mostra a distribuição da frequência da energia do som de um jato de ar a uma pressão pneumática de cerca de 6 bar de um típico escape de saída de uma válvula pneumática de 1/2".
 A zona crítica entre 1 e 4 KHz, é a zona onde a audição humana é mais sensível e onde os efeitos psicológicos dos ruído podem causar maiores danos.
 Como se pode notar no diagrama, a atenuação do som é de cerca de 20-25 dB a uma pressão de trabalho de 6 bar.

PT



dB re 2x10⁻⁵ N/m²

Livello di pressione acustica
 Octave band sound pressure levels
 Schalldruck Pegel
 Niveau de pression acoustique
 Nivel de presión acústica
 Nivel de pressão sonora

Hz

Frequenza acustica
 Octave band centre frequencies
 Akustische Frequenz
 Fréquence acoustique
 Frecuencia acústica
 Frequência acústica

Scarico libero

Exhaust to atmosphere
 Kostenlose Auspuff
 Échappement Libre
 Escape libre
 Descarga livre

Scarico silenziato

Silenced exhaust
 Schalldämpfer
 Silencieux d'échappement
 Escape silenciado
 Silenciador de escape

AS715

SILENZIATORE IN POLIETILENE PER RACCORDI AUTOMATICI

POROUS POLYETHYLENE SILENCER FOR PUSH-IN

STECK-SCHALLDÄMPFER POLYETHYLEN

SILENCIEUX ENCLIQUETABLE EN POLYÉTHYLÈNE

SILENCIADOR EN POLIETILENO PARA RACORDAJE AUTOMÁTICO

SILENCIADOR EM POLIETILENO PARA CONEXÃO PUSH-IN



Fino ad esaurimento scorte
Until the end stock
Nur solange vorrat
jusqu'à épuisement du stock
Hasta fin de stock
Ate fim do stock

Code	A	F	H±3	D	Pack.
AS715 00 001	4	14	32	7,5	10
AS715 00 002	6	22.2	47.5	13	10
AS715 00 003	8	22.8	46.5	13.5	10
AS715 00 004	10	27	60	15.5	10
AS715 00 005	12	28.5	82.5	18.5	10
			min	max	
Temperature			- 20 °C	+ 80 °C	
Pressure				10 bar	
Soglia di filtrazione - Filtration threshold - Filterfeinheit <i>Capacité de filtration - Grado de filtración - Limite de filtragem</i>				50 µm	

7105

SILENZIATORE IN POLIETILENE

POROUS POLYETHYLENE SILENCER

SCHALLDÄMPFER POLYETHYLEN

SILENCIEUX EN POLYÉTHYLÈNE

SILENCIADOR EN POLIETILENO

SILENCIADOR EM POLIETILENO



Fino ad esaurimento scorte
Until the end stock
Nur solange vorrat
jusqu'à épuisement du stock
Hasta fin de stock
Ate fim do stock

Code	A	F	H	D	Pack.
07105 00 001	M5	4	24.5	7.5	10
07105 00 002	1/8	7	33.5	13	10
07105 00 003	1/4	8	40	17	10
07105 00 004	3/8	11	65	25	10
07105 00 005	1/2	11	71	25	10
07105 00 006	3/4	15.5	138	37	5
07105 00 007	1"	19	157	47.5	5
			min	max	
Temperature			- 20 °C	+ 80 °C	
Pressure				10 bar	
Soglia di filtrazione - Filtration threshold - Filterfeinheit <i>Capacité de filtration - Grado de filtración - Limite de filtragem</i>				50 µm	

7115

SILENZIATORE IN POLIETILENE CON REGOLAZIONE DI SCARICO

POROUS POLYETHYLENE RESTRICTOR SILENCER

SCHALLDÄMPFER POLYETHYLEN MIT EINSTELLBARER ABLUFT

SILENCIEUX RÉGLEUR DE DÉBIT

SILENCIADOR EN POLIETILENO CON REGULACIÓN DE ESCAPE

SILENCIADOR EM POLIETILENO COM REGULAGEM DE ESCAPE



Fino ad esaurimento scorte
Until the end stock
Nur solange vorrat
jusqu'à épuisement du stock
Hasta fin de stock
Ate fim do stock

Code	A	F	H	CH1	CH2	Pack.
07115 00 002	1/8	5	20.5	13	2.5	10
07115 00 003	1/4	6	29	15	4	10
07115 00 004	3/8	7	38	20	6	10
07115 00 005	1/2	8.5	50	25	8	10
			min	max		
Temperature			- 20 °C	+ 80 °C		
Pressure				10 bar		
Soglia di filtrazione - Filtration threshold - Filterfeinheit <i>Capacité de filtration - Grado de filtración - Limite de filtragem</i>				50 µm		

GRAFICO SILENZIATORE 7105 1/8 - 1/4 - 3/8 - PRESSIONE A 5 BAR

TEST GRAPH 7105 1/8 - 1/4 - 3/8 - 5 BAR PRESSURE
 GRAFIK FÜR 7105 1/8 - 1/4 - 3/8 - 5 BAR DRUCK
 GRAPHIQUE POUR 7105 1/8 - 1/4 - 3/8 - 5 BAR PRESSION
 GRÁFICA PARA 7105 1/8 - 1/4 - 3/8 - 5 BAR DE PRESIÓN
 GRÁFICO PARA 7105 1/8 - 1/4 - 3/8 - 5 BAR DE PRESSÃO

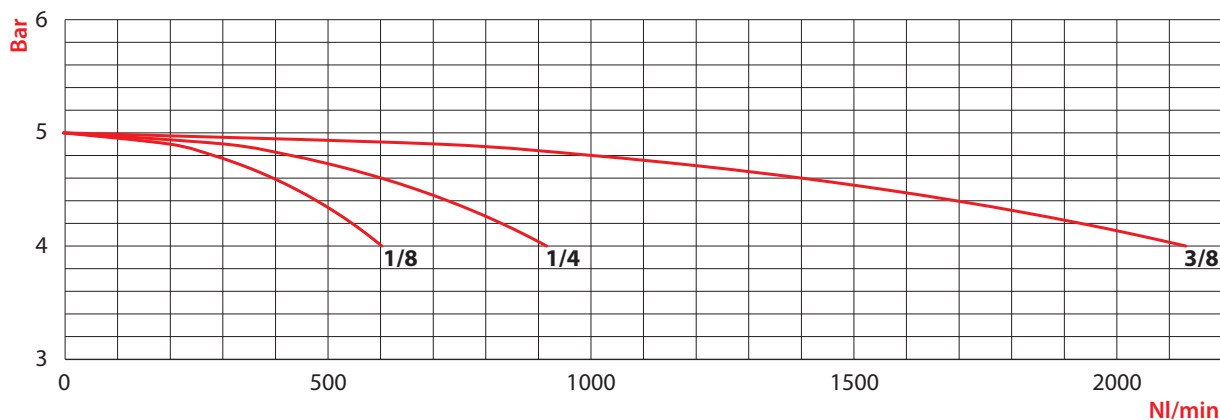
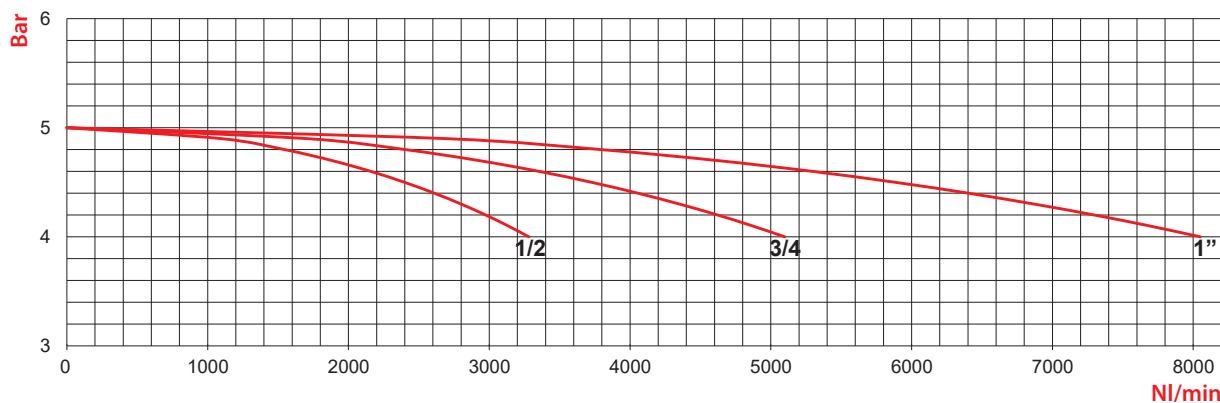


GRAFICO SILENZIATORE 7105 1/2 - 3/4 - 1" - PRESSIONE A 5 BAR

TEST GRAPH 7105 1/2 - 3/4 - 1" - 5 BAR PRESSURE
 GRAFIK FÜR 7105 1/2 - 3/4 - 1" - 5 BAR DRUCK
 GRAPHIQUE POUR 7105 1/2 - 3/4 - 1" - 5 BAR PRESSION
 GRÁFICA PARA 7105 1/2 - 3/4 - 1" - 5 BAR DE PRESIÓN
 GRÁFICO PARA 7105 1/2 - 3/4 - 1" - 5 BAR DE PRESSÃO



IT

L'unione di un'accurata e facile regolazione con gli elementi dei silenziatori porosi in polietilene aumenta quelle che sono le prestazioni di questo articolo, le cui caratteristiche sono riportate nel grafico.

GB

The combination of accurate and easy adjustment with the porous polyethylene silencing increase the performance of this article, which characteristics are shown in the diagram.

DE

Die Kombination von präziser und einfacher Regulierung, mit einem Schalldämpfer aus porösem Polyethylen, erhöhen die Leistungsfähigkeit dieses Artikels, dessen Merkmale im folgenden Diagramm dargestellt werden:

FR

Le réglage précis et facile du silencieux en polyéthylène permet d'augmenter les performances de cet article. Ces performances sont indiquées dans le diagramme.

ES

La unión de una curada y fácil regulación con los elementos del silenciador poroso en polietileno aumentan las prestaciones de este artículo, las características del cual son representadas en el gráfico adjunto.

PT

A união de uma precisa e fácil regulagem aos elementos silenciadores porosos em polietileno aumenta significativamente a performance do silenciador, cujas características podem ser verificadas no gráfico ao lado.

7120

SILENZIATORE A PASTIGLIA CON TAGLIO CACCIAVITE

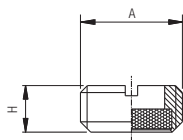
PAD SILENCER WITH SLOT FOR SCREWDRIVER

MINI-SCHALLDÄMPFER

SILENCIEUX COMPACT

SILENCIADOR DE PASTILLA CON CORTE PARA DESTORNILLADOR

SILENCIADOR TIPO PASTILHA COM FENDA PARA CHAVE



Code	A	H	Pack.
07120 00 001	1/8	4	10
07120 00 002	1/4	6	10
07120 00 003	3/8	6	10
07120 00 004	1/2	9	10
07120 00 005	3/4	10	10
07120 00 006	1"	10	10

	min	max
Temperature	- 10 °C	+ 80 °C
Pressure		10 bar
Soglia di filtrazione - Filtration threshold - Filterfeinheit <i>Capacité de filtration - Grado de filtración - Limite de filtragem</i>		120 µm

7130

SILENZIATORE A PASTIGLIA FILTRANTE CONICO TAGLIO CACCIAVITE

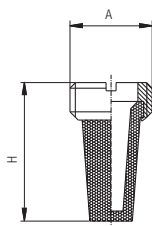
SILENCER WITH FILTERING PAD - (TAPER) WITH SLOT FOR SCREWDRIVER

MINI-SCHALLDÄMPFER MIT KONUSFILTER

SILENCIEUX COMPACT AVEC CÔNE INTÉRIEUR

SILENCIADOR DE PASTILLA FILTRANTE CÓNICO CON CORTE PARA DESTORNILLADOR

SILENCIADOR TIPO PASTILHA FILTRANTE CÔNICO C/ FENDA PARA CHAVE



Code	A	H	Pack.
07130 00 001	1/8	14.5	10
07130 00 002	1/4	18	10
07130 00 003	3/8	21	10
07130 00 004	1/2	27	10
07130 00 005	3/4	36	10
07130 00 006	1"	46	10

	min	max
Temperature	- 10 °C	+ 80 °C
Pressure		10 bar
Soglia di filtrazione - Filtration threshold - Filterfeinheit <i>Capacité de filtration - Grado de filtración - Limite de filtragem</i>		50 µm

7140

SILENZIATORE INTEGRALE CON TAGLIO CACCIAVITE

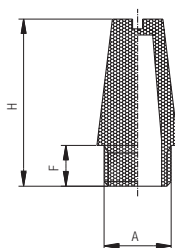
INTEGRAL SILENCER WITH SLOT FOR SCREWDRIVER

SCHALLDÄMPFER VOLLGESINTERT

SILENCIEUX EN BRONZE FRITTÉ AVEC FENTE DE SERRAGE

SILENCIADOR INTEGRAL CON CORTE PARA DESTORNILLADOR

SILENCIADOR INTEGRAL COM FENDA PARA CHAVE



Code	A	H	F	Pack.
07140 00 001	1/8	21	5.5	10
07140 00 002	1/4	27	8.5	10
07140 00 003	3/8	36	11	10
07140 00 004	1/2	44	11	10
07140 00 005	3/4	63	13	10
07140 00 006	1"	75	15	10

	min	max
Temperature	- 20 °C	+ 150 °C
Pressure		10 bar
Soglia di filtrazione - Filtration threshold - Filterfeinheit <i>Capacité de filtration - Grado de filtración - Limite de filtragem</i>		50 µm

7150

SILENZIATORE INTEGRALE CON CHIAVE ESAGONALE

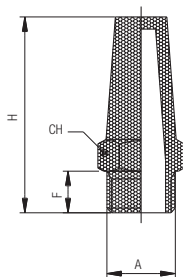
INTEGRAL SILENCER WITH HEXAGONAL WRENCH

SCHALLDÄMPFER VOLLGESINTERT

SILENCIEUX EN BRONZE FRITTÉ AVEC 6 PANS DE SERRAGE MÂLE

SILENCIADOR INTEGRAL CON LLAVE EXAGONAL

SILENCIADOR INTEGRAL COM ENCAIXE PARA CHAVE DE BOCA



Code	A	CH	H	F	Pack.
07150 00 001	1/8	13	28	6	10
07150 00 002	1/4	17	31.4	8	10
07150 00 003	3/8	22	36	10	10
07150 00 004	1/2	27	44	12	10
07150 00 005	3/4	32	54	14	10
07150 00 006	1"	41	66	16	10

	min	max
Temperature	- 20 °C	+ 150 °C
Pressure		10 bar
Soglia di filtrazione - Filtration threshold - Filterfeinheit <i>Capacité de filtration - Grado de filtración - Limite de filtragem</i>		50 µm

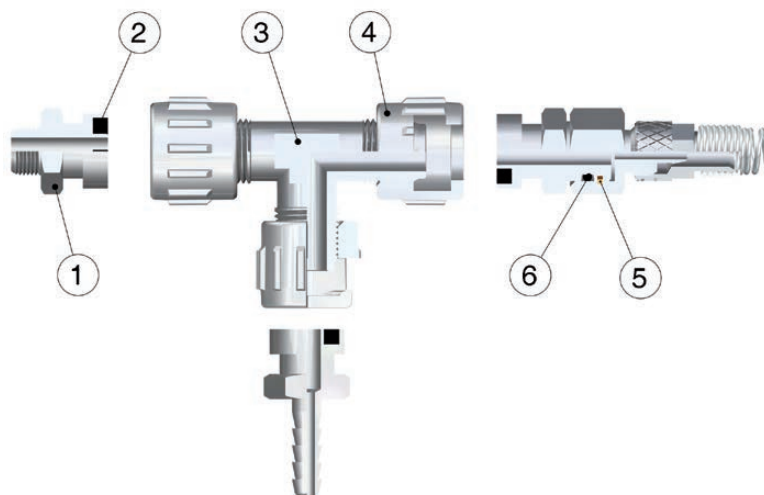
RACCORDI CON ATTACCO A BAIONETTA

FITTINGS WITH BAYONET CONNECTION
 VERSCHRAUBUNGEN MIT BAJONETT-VERSCHLUSS
 RACCORDS À FERMETURE À BAIONNETTE
 RACORDAJE CON CONEXIÓN A BAYONETA
 CONEXÕES COM ENCAIXE TIPO BAIONETTA



CARATTERISTICHE TECNICHE

TECHNICAL CHARACTERISTICS
 TECHNISCHE ANGABEN
 CARACTÉRISTIQUES TECHNIQUES
 CARACTERÍSTICAS TÉCNICAS
 CARACTERÍSTICAS TÉCNICAS



Norma di Riferimento

- Reference standard
- Entspricht der Norm
- Norme de référence
- Normativa de referencia
- Norma de referência



Materiali e Componenti	IT	Component Parts and Materials	GB	Komponenten und Materialien	DE
1 Baionetta in Ottone Nichelato		1 Nickel-plated brass Bayonet		1 Bajonettanschluss Messing vernickelt	
2 Guarnizione in NBR 90		2 NBR 90 Seals		2 Dichtung NBR 90	
3 Corpo in ottone nichelato		3 Nickel-plated brass Body		3 Körper Messing vernickelt	
4 Dado capettato in zama nichelato		4 Nickel-plated zamak Milled Nut		4 Rändelmutter Zamak vernickelt	
5 Seeger in bronzo		5 Bronze Seeger		5 Seegerring Bronze	
6 Guarnizione o-ring in NBR 70		6 NBR 70 o-ring seal		6 Dichtung O-Ring NBR 70	

Matériaux et Composants	FR	Materiales y Componentes	ES	Materiais e Componentes	PT
1 Raccord baionnette: laiton nickelé		1 Bayoneta en latón niquelado		1 Baioneta em Latão Niquelado	
2 Joint: NBR 90		2 Junta en NBR 90		2 Vedação em NBR 90	
3 Corps: laiton nickelé		3 Cuerpo en latón niquelado		3 Corpo em Latão Niquelado	
4 Ecrou moleté: Zamak nickelé		4 Tuerca en níquel plateado zamac		4 Porca recartilhada em zamac Niquelado	
5 Circlips: bronze		5 Seeger en bronce		5 Anel de retenção tipo Seeger em bronze	
6 Joint torique: NBR 70		6 Junta o-ring en NBR 70		6 Vedação o-ring em NBR 70	



Pressioni

- Pressures
- Druckbereich
- Pressions
- Presiones
- Pressões

-0.99 bar (-0.099 MPa)
15 bar (1.5 MPa)



Temperature

- Temperatures
- Temperatur
- Temperatures
- Temperaturas
- Temperaturas

- 20 °C
+ 70 °C



Fluidi compatibili

Aria compressa, fluidi e liquidi a bassa pressione compatibili con il tipo di accoppiamento.

Fluids

Compressed air, fluids and liquids at low pressure compatible with the connection.

Geeignete Medien

Druckluft, Medien und Flüssigkeiten bei niedrigem Druck die kompatibel mit den Anschlüssen sind.

Fluides compatibles

Air comprimé et fluides compatibles avec les matériaux des composants.

Fluidos compatibles

Aire comprimido, fluidos o líquidos a baja presión compatibles con el tipo de conexión.

Fluidos compatíveis

Ar comprimido, fluidos e líquidos a baixa pressão compatíveis com o tipo de conexão.



Filettatura	IT	Threads	GB	Gewindearten	DE
Gas cilindrica conforme ISO 228 Classe A. Metrica conforme ISO R/262.		Parallel gas in conformity with ISO 228 Class A. Metric in conformity with ISO R/262.		Zylindrisches Gewinde nach Norm ISO 228 Classe A. Metrisches Gewinde nach Norm ISO R/262.	

Filetages	FR	Roscas	ES	Roscas	PT
Filetage cylindrique conforme: ISO 228 Class A. Filetage métrique conforme: ISO R/262.		Gas cilíndrica conforme ISO 228 Classe A. Métrica conforme ISO R/262.		Gas paralela conforme ISO 228 Classe A. Métrica conforme ISO R/262.	

1810

RACCORDI PER TUBI IN GOMMA

FITTING FOR RUBBER HOSE

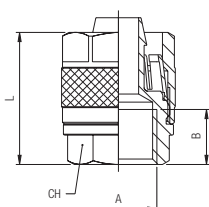
VERSCHRAUBUNG FÜR GUMMISCHLAUCH

RACCORD POUR TUBE CAOUTCHOUC

RACORDAJE PARA TUBERÍA EN GOMA

CONEXÃO PARA TUBOS DE BORRACHA

Code	Tube	A	B	L	CH	Pack.
01810 00 003	14/6	1/4	11	30	16	10
01810 00 005	17/8	1/4	11	31	16	10
01810 00 006	19/10	1/4	11	31	17	10
01810 00 007	23/13	1/2	17	36	24	10



1810

RACCORDI PER TUBI IN POLIURETANO INTRECCIATO

FITTINGS FOR BRAIDED POLYURETHANE HOSES

VERSCHRAUBUNG FÜR POLYURETHANROHR MIT GEWEBE

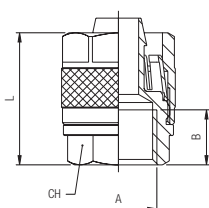
RACCORD POUR TUBE POLYURÉTHANE TRESSÉ

RACORDAJE PARA TUBO EN POLIURETANO TRENZADO

CONEXÕES PARA TUBOS EM POLIURETANO TRANÇADO

Code	Tube	A	B	L	CH	Pack.
01810 00 001	10/6	1/4	11	30	15	10
01810 00 002	12/8	1/4	11	31	16	10
01810 00 004	15/10	1/4	11	31	17	10

SEE PAG 14.18



1830

RACCORDO MASCHIO A BAIONETTA

MALE BAYONET

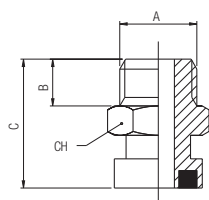
BAJONETTANSCHLUSS AUSSERGEW.

RACCORD DROIT MÂLE

MACHO A BAYONETA

CONEXÃO COM ROSCA MACHO E ENCAIXE TIPO BAIONETA

Code	A	B	C	CH	Pack.
01830 00 001	1/8	6	19.5	15	10
01830 00 002	1/4	8	22	15	10
01830 00 003	3/8	9	23	19	10



1831

RACCORDO FEMMINA A BAIONETTA

FEMALE BAYONET

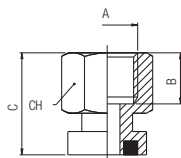
BAJONETTANSCHLUSS INNENGEW.

RACCORD DROIT FEMELLE

HEMBRA A BAYONETA

CONEXÃO COM ROSCA FÊMEA E ENCAIXE TIPO BAIONETA

Code	A	B	C	CH	Pack.
01831 00 001	1/8	8.5	19.5	15	10
01831 00 002	1/4	11	22	17	10
01831 00 003	3/8	11	22	20	10



1832

RACCORDO BAIONETTA A RESCA

BARBED BAYONET

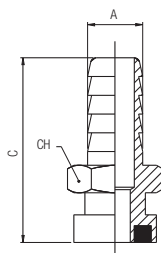
BAJONETTANSCHLUSS MIT SCHLAUCHTÜLLE

RACCORD DROIT À CANULE

ESPIGA A BAYONETA

CONEXÃO ESPIGÃO E ENCAIXE TIPO BAIONETA

Code	A	C	CH	Pack.
01832 00 001	6	33.5	15	10
01832 00 002	7	33.5	15	10
01832 00 003	8	33.5	15	10
01832 00 004	9	33.5	15	10
01832 00 005	10	33.5	15	10
01832 00 006	12	33.5	15	10



1833

RACCORDO BAIONETTA PORTAGOMMA

BAYONET FOR RUBBER HOSE

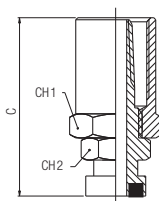

BAJONETTANSCHLUSS FÜR GUMMISCHLAUCH

RACCORD DROIT POUR TUBE CAOUTCHOUC

BAYONETA PORTAGOMA

CONEXÃO PARA MANGUEIRA DE BORRACHA E ENCAIXE TIPO BAIONETA

Code	Tube	CH1	CH2	C	Pack.
01833 00 001	14/6	17	15	44.5	10
01833 00 002	17/8	20	15	44.5	10
01833 00 003	19/10	22	15	44.5	10



1840

RACCORDO MASCHIO PORTAGOMMA

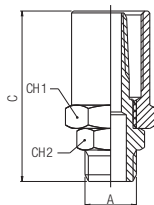
MALE FOR RUBBER HOSE

VERSCHRAUBUNG FÜR GUMMISCHLAUCH AUSSENGEW.

RACCORD DROIT MÂLE POUR TUBE CAOUTCHOUC

MACHO PORTAGOMA

CONEXÃO COM ROSCA MACHO PARA MANGUEIRA DE BORRACHA



Code	Tube	A	CH1	CH2	C	Pack.
01840 00 008	10/6	1/4	15	17	43	10
01840 00 009	12/8	1/4	15	17	43	10
01840 00 001	14/6	1/4	17	17	43	10
01840 00 010	15/10	1/4	18	17	43	10
01840 00 002	17/8	1/4	20	17	43	10
01840 00 003	17/8	3/8	20	19	44	10
01840 00 006	17/10	1/4	20	17	43	10
01840 00 004	19/10	1/4	22	17	43	10
01840 00 005	19/10	3/8	22	19	44	10

1841

RACCORDO FEMMINA PORTAGOMMA

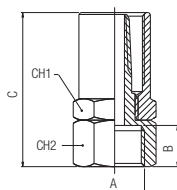
FEMALE FOR RUBBER HOSE

VERSCHRAUBUNG FÜR GUMMISCHLAUCH INNENGEW.

RACCORD DROIT FEMELLE POUR TUBE CAOUTCHOUC

HEMBRA PORTAGOMA

CONEXÃO COM ROSCA FÊMEA PARA MANGUEIRA DE BORRACHA



Code	Tube	A	B	C	CH1	CH2	Pack.
01841 00 006	10/6	1/4	11	43	15	17	10
01841 00 007	12/8	1/4	11	43	15	17	10
01841 00 001	14/6	1/4	11	43	17	17	10
01841 00 008	15/10	1/4	11	43	18	17	10
01841 00 002	17/8	1/4	11	43	20	17	10
01841 00 003	17/8	3/8	11.5	43.5	20	20	10
01841 00 004	19/10	1/4	11	43	22	17	10
01841 00 005	19/10	3/8	11.5	43.5	22	20	10

1850

RACCORDO MASCHIO CON DADO CAPETTATO

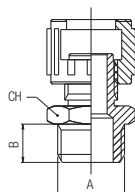
MALE WITH MILLED NUT

VERSCHRAUBUNG MIT RÄNDELMUTTER AUSSENGEW.

RACCORD DROIT MÂLE AVEC ÉCROU MOLETÉ

MACHO CON TUERCA

CONEXÃO COM ROSCA MACHO E PORCA RECARILHADA



Code	A	B	CH	Pack.
01850 00 001	1/8	6	14	10
01850 00 002	1/4	8	15	10
01850 00 003	3/8	9	19	10

1851

RACCORDO FEMMINA CON DADO CAPETTATO

FEMALE WITH MILLED NUT

VERSCHRAUBUNG MIT RÄNDELMUTTER INNENGEW.

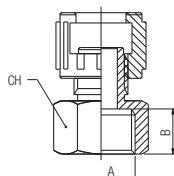
RACCORD DROIT FEMELLE AVEC ÉCROU MOLETÉ

HEMBA CON TUERCA

CONEXÃO COM ROSCA FÊMEA E PORCA RECARILHADA

Code	A	B	CH	Pack.
01851 00 001	1/4	11	17	10
01851 00 002	3/8	11	20	10

Molla Acciaio Inox AISI 304 - EN 1.4301
 Stainless Steel Spring AISI 304 - EN 1.4301
 Edelstahlfeder AISI 304 - EN 1.4301
 Ressort Acier Inoxydable AISI 304 - EN 1.4301
 Muelle Acero Inoxidable AISI 304 - EN 1.4301
 Mola Aço Inoxidável AISI 304 - EN 1.4301



1852

RACCORDO DOPPIO DADO CAPETTATO

DOUBLE MILLED NUT

VERBINDUNGSVERSCHRAUBUNG MIT RÄNDELMUTTERN

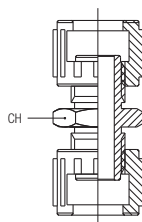
RACCORD UNION AVEC ÉCROUS MOLETÉS

UNIÓN CON TUERCA

CONEXÃO DE DUAS PORCAS RECARILHADAS

Code	A	CH	Pack.
01852 00 001	1/4	15	10

Molla Acciaio Inox AISI 304 - EN 1.4301
 Stainless Steel Spring AISI 304 - EN 1.4301
 Edelstahlfeder AISI 304 - EN 1.4301
 Ressort Acier Inoxydable AISI 304 - EN 1.4301
 Muelle Acero Inoxidable AISI 304 - EN 1.4301
 Mola Aço Inoxidável AISI 304 - EN 1.4301



1853

RACCORDO T CON DADI CAPETTATI

TEE WITH MILLED NUTS

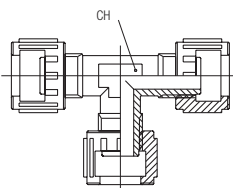
T-VERSCHRAUBUNG MIT RÄNDELMUTTERN

RACCORD TÉ AVEC ÉCROUS MOLETÉS

T CON TUERCA

CONEXÃO EM "T" COM PORCAS RECARILHADAS

Code	A	CH	Pack.
01853 00 001	1/4	15	10

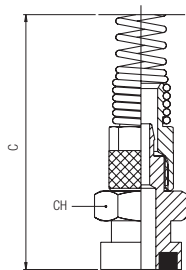


1855

RACCORDO DIRITTO CON ATTACCO A BAIONETTA + DADO CON MOLLA

STRAIGHT FITTING WITH BAYONET CONNECTION + NUT AND SPRING
 VERSCHRAUBUNG MIT BAJONETT-VERSCHLUSS + KNICKSCHUTZFEDER
 RACCORD DROIT AVEC RESSORT DE PROTECTION
 RACOR RECTO A BAYONETA + TUERCA CON MUELLE
 CONEXÃO RETA COM ENCAIXE TIPO BAIONETA + PORCA COM MOLA

Code	Tube	C	CH	Pack.
01855 00 001	6/4	110	15	10
01855 00 002	8/6	115	15	10
01855 00 003	10/8	123	15	10
01855 00 004	12/10	130	16	10

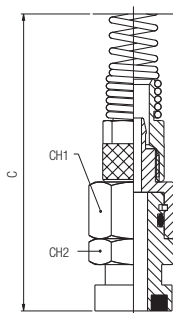


1860

RACCORDO DIRITTO ORIENTABILE CON ATTACCO A BAIONETTA + DADO CON MOLLA

ORIENTING STRAIGHT FITTING WITH BAYONET CONNECTION + NUT AND SPRING
 VERSCHRAUBUNG DREHBAR MIT BAJONETT-VERSCHLUSS + KNICKSCHUTZFEDER
 RACCORD DROIT ORIENTABLE AVEC RESSORT DE PROTECTION
 RACOR RECTO GIRATORIO A BAYONETA + TUERCA CON MUELLE
 CONEXÃO RETA ORIENTÁVEL COM ENCAIXE TIPO BAIONETA + PORCA COM MOLA

Code	Tube	C	CH1	CH2	Pack.
01860 00 001	6/4	120	15	15	10
01860 00 002	8/6	125	15	15	10
01860 00 003	10/8	134	15	15	10
01860 00 004	12/10	141	17	17	10

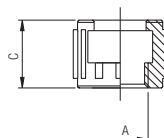


1808

DADO CAPETTATO

MILLED NUT
 RÄNDELMUTTER
 ÉCROU MOLETÉ
 TUERCA
 PORCA RECARTILHADA

Code	A	C	Pack.
01808 00 80 03 NT	1/4	16	20

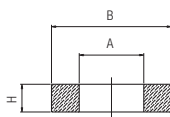


1864

GUARNIZIONE DI TENUTA PER RACCORDI CON ATTACCO A BAIONETTA

TIGHTENING SEAL FOR FITTINGS WITH BAYONET CONNECTION
 DICHTUNG FÜR BAJONETT-ANSCHLÜSSE
 JOINT POUR RACCORD À BAIÛNNETTE
 JUNTA PARA RACORES A BAYONETA
 VEDAÇÃO PARA CONEXÕES COM ENCAIXE TIPO BAIONETA

Code	A	B	H	Pack.
01864 00 24 27 00	7	13	3	50



TBPUM

TUBO IN POLIURETANO MULTISTRATO - LUNGHEZZA 100 Mt

MULTILAYER POLYURETHANE TUBE - LENGHT 100 Mt
 ROHRE MEHRSCICHTIGER AUS POLYURETHAN - LÄNGE 100 Mt
 TUBE MULTICOUCHE EN POLYURÉTHANE - ROULEAU DE 100 Mt
 TUBO EN POLIURETANO MULTICAPA- LONGITUD 100 Mt
 TUBO DE POLIURETANO MULTICAMADAS- LUNGHEZZA 100 Mt

New



Temperature Range - 30 °C
+ 75 °C

Code	Colore Color Farbe Couleur Color Cor	Est. mm	Int. mm	Raggio di curvatura Bending radius Biegeradius Rayon de courbure Radio curvatura Raio de curvatura	Pressione d'esercizio Working pressure Betriebsdruck Pression de travail Presión de ejercicio Pressão de trabalho a/at 23°C	Pressione di scoppio Burst pressure Berstdruck Pression d'éclatement Presión de rotura Pressão de ruptura a/at 23°C	Pack.
TBPUM 010 06	AZ	10	6	30	20	60	1
TBPUM 012 08	AZ	12	8	40	20	60	1
TBPUM 014 10	AZ	14.5	10	45	20	60	1

IT	Industrial Applications	GB	Industrielle Anwendungen	DE
<p>Applicazioni Industriali</p> <ul style="list-style-type: none"> • Industria in generale • Industria automobilistica • Industrie delle materie plastiche <p>Materiale</p> <ul style="list-style-type: none"> • Tubo al 100% in poliuretano con rinforzo in poliéster <p>Fluido compatibile</p> <ul style="list-style-type: none"> • Aria compressa <p>Resistenza chimica</p> <ul style="list-style-type: none"> • Elevata resistenza alle aggressioni chimiche 	<p>Industrial Applications</p> <ul style="list-style-type: none"> • Industry in general • Automotive industry • Plastics industry <p>Material</p> <ul style="list-style-type: none"> • 100% polyurethane hose with polyester reinforcement <p>Fluids</p> <ul style="list-style-type: none"> • Compressed air <p>Chemical resistance</p> <ul style="list-style-type: none"> • High resistance to chemical aggression 	<p>Industrielle Anwendungen</p> <ul style="list-style-type: none"> • Industrie im allgemeinen • Automobilindustrie • Kunststoffindustrie <p>Material</p> <ul style="list-style-type: none"> • Schlauch aus 100% Polyurethan mit Polyesterverstärkung <p>Geeignete Medien</p> <ul style="list-style-type: none"> • Druckluft <p>Chemische Beständigkeit</p> <ul style="list-style-type: none"> • Hohe Widerstandsfähigkeit gegen chemische Angriffe 		

FR	FR	ES	PT
<p>Applications industrielles</p> <ul style="list-style-type: none"> • Industries général • Industries automobile • Industries plastiques <p>Matériau</p> <ul style="list-style-type: none"> • Tuyau 100% polyuréthane avec renfort en polyéster <p>Fluides compatibles</p> <ul style="list-style-type: none"> • Air comprimé <p>Résistance chimique</p> <ul style="list-style-type: none"> • Haute résistance aux agressions chimiques 	<p>Aplicaciones industriales</p> <ul style="list-style-type: none"> • Industria en general • Industria automotriz • Industrias de plásticos <p>Material</p> <ul style="list-style-type: none"> • Manguera 100% poliuretano con refuerzo de poliéster <p>Fluidos compatibles</p> <ul style="list-style-type: none"> • Aire comprimido <p>Resistencia química</p> <ul style="list-style-type: none"> • Gran resistencia a las agresiones químicas 	<p>Aplicações industriais</p> <ul style="list-style-type: none"> • Indústria em geral • Indústria automotiva • Indústrias de plásticos <p>Material</p> <ul style="list-style-type: none"> • Mangueira 100% poliuretano com reforço de poliéster <p>Fluidos compatíveis</p> <ul style="list-style-type: none"> • Ar comprimido <p>Resistência química</p> <ul style="list-style-type: none"> • Alta resistência à agressão química 	

RACCORDI PORTAGOMMA PER TUBI IN MATERIALE PLASTICO

HOSE ADAPTERS FOR PLASTIC TUBES
 SCHLAUCHARMATUREN FÜR KUNSTSTOFFFROHRE
 RACCORDS À CANULE POUR TUBES PLASTIQUES
 RACORDAJE PORTAGOMA PARA TUBO EN MATERIAL PLÁSTICO
 CONEXÕES ESPIGÃO PARA TUBOS EM MATERIAL PLÁSTICO



CARATTERISTICHE TECNICHE

TECHNICAL CHARACTERISTICS
 TECHNISCHE ANGABEN
 CARACTÉRISTIQUES TECHNIQUES
 CARACTERÍSTICAS TÉCNICAS
 CARACTERÍSTICAS TÉCNICAS



Norma di Riferimento


Reference standard
 Entspricht der Norm
 Norme de référence
 Normativa de referencia
 Norma de referência

1907/2006
REACH ✓

2011/65/CE
RoHS ✓

PED
 2014/68/UE

SILICON
 FREE



Materiali e Componenti	IT	Component Parts and Materials	GB	Komponenten und Materialien	DE
1 Corpo in Tecnopolimero		1 Tecnopolymer Body		1 Körper Technopolymer	
2 Portagomma in ottone		2 Brass Hose Adapter		2 Schlauchtülle Messing	

Matériaux et Composants	FR	Materiales y Componentes	ES	Materiais e Componentes	PT
1 Corps: technopolymère		1 Cuerpo en tecnopolímero		1 Corpo em Tecnopolímero	
2 Canule: laiton		2 Portagoma en latón		2 Espigão em Latão	



Pressioni

Pressures
 Druckbereich
 Pressions
 Presiones
 Pressões

-0.99 bar (-0.099 MPa)

10 bar (1 MPa)



Temperature

Temperatures
 Temperatur
 Temperaturas
 Temperaturas
 Temperaturas

- 10 °C

+ 80 °C



Fluidi compatibili

Aria compressa
 Fluids
 Compressed air
 Geeignete Medien
 Druckluft
 Fluides compatibles
 Air comprimé
 Fluidos compatibles
 Aire comprimido
 Fluidos compatíveis
 Ar comprimido



Tubi di Collegamento	IT	Connection Tubes	GB	Geeignete Rohre	DE
Tubi in materiale plastico.		Plastic tubes.		Kunststoffrohre.	

Tubes Conseillés	FR	Tubos de Conexión	ES	Tubos de Conexão	PT
Tubes plastiques.		Tubos en material plástico.		Tubos em material plástico.	

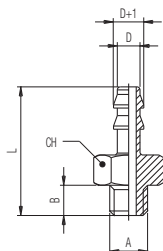


Filettatura Metrica conforme ISO R/262.	IT Threads Metric in conformity with ISO R/262.	GB Gewindearten Metrisches Gewinde nach Norm ISO R/262.	DE
Filetages Filetage métrique conforme: ISO R/262.	FR Roscas Métrica conforme ISO R/262.	ES Roscas Métrica conforme ISO R/262.	PT

15000

RACCORDO PORTAGOMMA DIRITTO MASCHIO

STRAIGHT HOSE MALE ADAPTOR
 VERSCHRAUBUNG MIT SCHLAUCHTÜLLE AUSSENGEW.
 RACCORD DROIT MÂLE À CANULE
 RACOR PORTAGOMA RECTO MACHO
 CONEXÃO ESPIGÃO RETA COM ROSCA MACHO

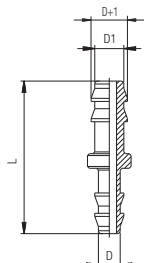


Code	D	A	B	L	CH	Pack.
15000 00 01 4V 00	2	M5	4	17	8	10
15000 00 01 6Q 00	3	M5	4	17	8	10
15000 00 01 0R 00	4	M5	4	18	8	10
15000 00 01 7S 00	6	M5	4	18	8	10

15040

RACCORDO PORTAGOMMA DIRITTO INTERMEDIO

STRAIGHT HOSE ADAPTOR
 VERBINDUNGSVERSCHRAUBUNG MIT SCHLAUCHTÜLLEN
 RACCORD UNION À CANULES
 RACOR PORTAGOMA RECTO INTERMEDIO
 CONEXÃO ESPIGÃO RETA

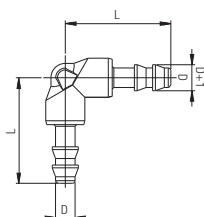


Code	D	D1	L	Pack.
15040 00 01 W9 00	2	2	20	10
15040 00 01 FG 00	3	2	20	10
15040 00 01 X0 00	3	3	20	10
15040 00 01 FH 00	4	3	21	10
15040 00 01 X1 00	4	4	22	10
15040 00 01 FM 00	6	4	22	10
15040 00 01 X4 00	6	6	22	10

15130

RACCORDO PORTAGOMMA A L INTERMEDIO

ELBOW HOSE ADAPTOR
 WINKELVERSCHRAUBUNG MIT SCHLAUCHTÜLLEN
 RACCORD EQUERRE À CANULES
 RACOR PORTAGOMA A L INTERMEDIO
 CONEXÃO ESPIGÃO EM "L"



Code	D	L	Pack.
15130 00 001	2	17.5	10
15130 00 002	3	17.5	10
15130 00 003	4	22	10
15130 00 004	6	22	10

15230

RACCORDO PORTAGOMMA A T INTERMEDIO

TEE HOSE ADAPTOR

T-VERSCHRAUBUNG MIT SCHLAUCHTÜLLEN

RACCORD TÉ À CANULES

RACOR PORTAGOMA A T INTERMEDIO

CONEXÃO ESPIGÃO EM "T"

Code	D	L	L1	Pack.
15230 00 001	2	17.5	35	10
15230 00 002	3	17.5	35	10
15230 00 003	4	22	44	10
15230 00 004	6	22	44	10

